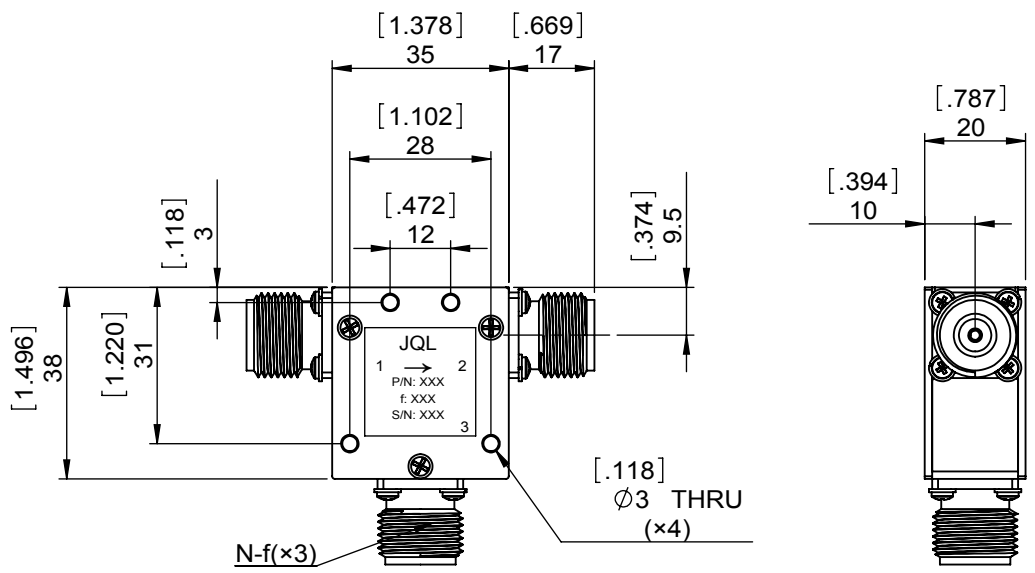
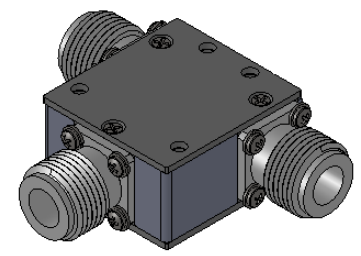



1	2
Document No.	QR4-700-T-003
REV.	A/0

3	4	5	6
REV.	DESCRIPTION	REVISOR	DATE
0		LJ.Zhang	07.31.2013
			APPROVED
			David



SPECIFICATIONS	
Part's Number	JCC0960T1215N10P
Frequency(GHz)	0.960~1.215
Direction	-
Insertion Loss(dB)MAX	0.50
Isolation(dB)MIN	19.0
Return Loss(dB)MIN	19.0
3rd IMD(dBc)MAX	-
Power FWD/REV/PK(Watt)	-/-/1000 10% DUTY CYCLE
Operating Temperature(°C)	-40~+85
Storage Temperature(°C)	-
2nd/3rd Harmonic(dBc)	-
Termination/Attenuator(Watt/dB)	-
Tab(W×LG×THK)(mm[Inch])	-
Additional Notes	-

JQL JQL Electronic Inc				
MATERIAL: STEEL		DWG NO: JCC0960T1215N10P		
SURFACE TREATMENT: NICKEL PLATING		DWG BY:	LJ.Zhang	07.31.2013
DESCRIPTION: COAX CIRCULATOR		CHK'D BY:		SACLE
		APPV'D BY:		2:3
Unit: mm[inch]	Tolerance: Liner: ±0.25 Anguar: ±0.5°	The First:		A4



This document is the property of JQL Electronic Inc. It cannot be copied, duplicated, used for manufacturing purposes or communicated to third party as a whole or partly, without the written consent of JQL Electronic Inc.