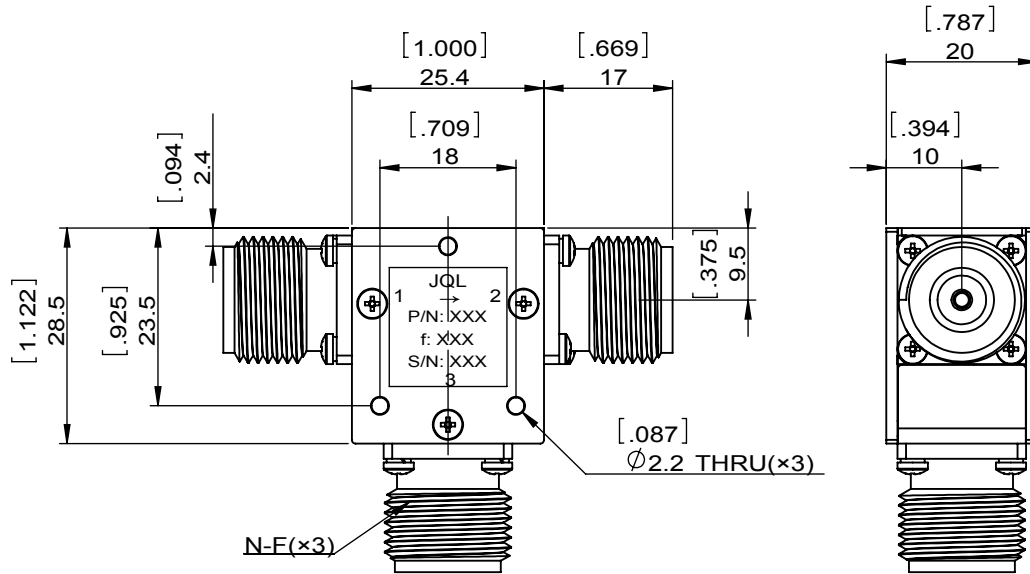
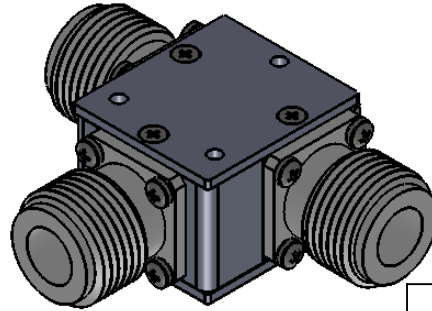



1	2
Document No.	QR4-700-T-003
REV.	A/0

3	4	5	6	
REV.	DESCRIPTION	REVISOR	DATE	APPROVED
0		ZC.Wu	05.29.2015	David



SPECIFICATIONS	
Part's Number	JCC1300T1500N10
Frequency(GHz)	1.300~1.500
Direction	-
Insertion Loss(dB)MAX	0.4
Isolation(dB)MIN	20
Return Loss(dB)MIN	20
3rd IMD(dBc)MAX	-
Power FWD/REV/PK(Watt)	100/100/-
Operating Temperature(°C)	-30~+70
Storage Temperature(°C)	-
2nd/3rd Harmonic(dBc)	-
Termination/Attenuator(Watt/dB)	-
Tab(W×LG×THK)(mm[Inch])	-
Additional Notes	-

<b>JQL</b> JQL Electronic Inc					
<b>MATERIAL:</b> STEEL		<b>DWG NO:</b> JCC1300T1500N10			
<b>SURFACE TREATMENT:</b> NICKEL PLATING		DWG BY:	ZC.Wu	05.29.2015	SCALE
<b>DESCRIPTION:</b> COAXIAL CIRCULATOR		CHK'D BY:			1:1
		APPV'D BY:			
		Unit: mm[inch]	Tolerance: Liner: ±0.25 Anguar: ±0.5°	The First:	A4



This document is the property of JQL Electronic Inc. It cannot be copied, duplicated, used for manufacturing purposes or communicated to third party as a whole or partly, without the written consent of JQL Electronic Inc.