Document No.	QR4-700-T-003
REV.	A/0

REV.	DESCRIPTION	REVISOR	DATE	APPROVED
0		ZC.Wu	06.11.2014	David

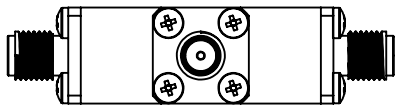



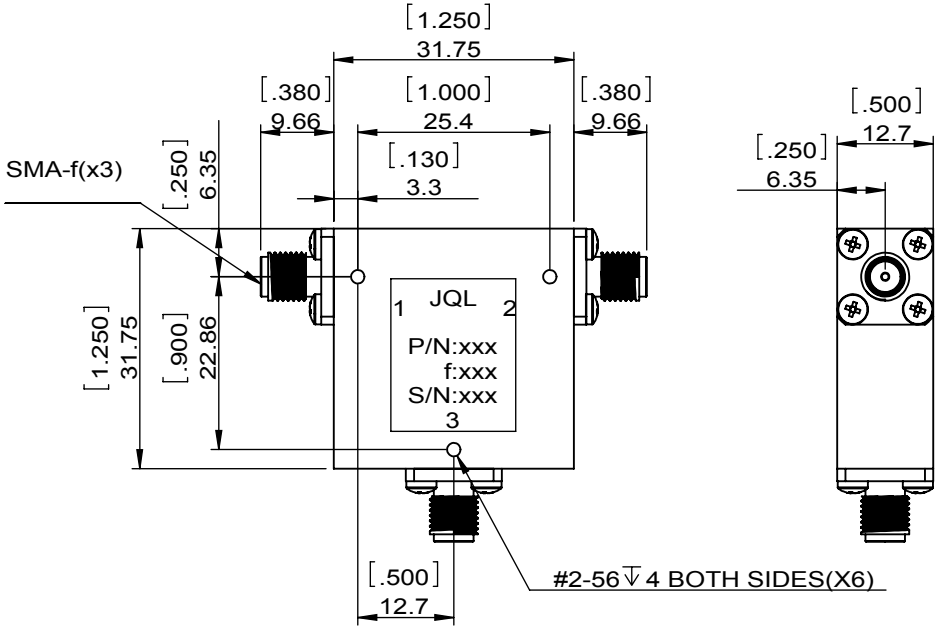

SPECIFICATIONS	
Part's Number	JCC2800T3700S1
Frequency(GHz)	2.800~3.700
Direction	
Insertion Loss(dB)MAX	0.5
Isolation(dB)MIN	20.0; 11.0@2.000~2.800GHz; 11.0@3.700~4.800GHz.
Return Loss(dB)MIN	19.0; 11.0@2.000~2.800GHz; 11.0@3.700~4.800GHz.
3rd IMD(dBc)MAX	
Power FWD/REV/PK(Watt)	10/10/-
Operating Temperature(°C)	-30~75
Storage Temperature(°C)	
2nd/3rd Harmonic(dBc)	-
Termination/Attenuator(Watt/dB)	
Tab(W×LG×THK)(mm[Inch])	
Additional Notes	-

JQL Electronic Inc

MATERIAL: STEEL

DWG NO: JCC2800T3700S1

SURFACE TREATMENT: NICKEL PLATING

DESCRIPTION: COAXIAL CIRCULATOR

DWG BY:	ZC.Wu	06.11.2014	SACLE
CHK'D BY:			1:1
APPV'D BY:			
Unit: mm[inch]	Tolerance: Liner: ±0.25 Anguar: ±0.5°	The First:	A4

RoHS COMPLIANCE

This document is the property of JQL Electronic Inc.
It cannot be copied, duplicated, used for manufacturing purposes or communicated to third party as a whole or partly, without the written consent of JQL Electronic Inc.

WEIGHT:

SHEET 1 OF 1