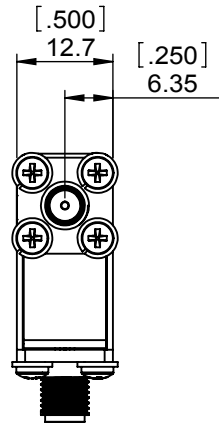
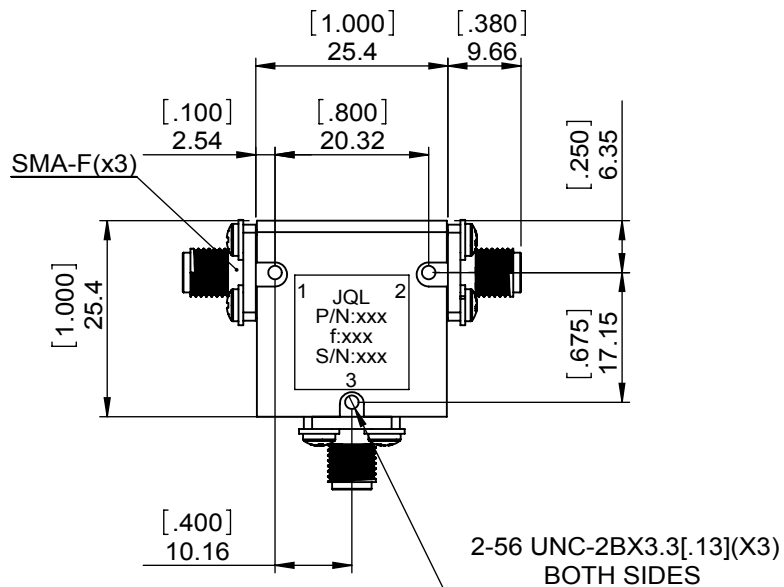
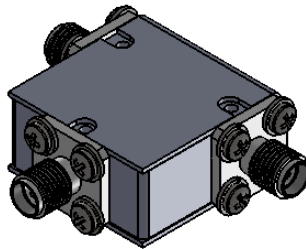
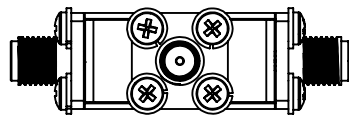


1		2		3		4		5		6	
Document No.	QR4-700-T-003	REV.	A/0	REV.	DESCRIPTION	REVISOR	DATE	APPROVED			
		0		M.Hao	06.24.2013	David					



SPECIFICATIONS	
Part's Number	JCC2950T3150S6
Frequency(GHz)	2.950~3.150
Direction	CW
Insertion Loss(dB)MAX	0.20
Isolation(dB)MIN	20.0
Return Loss(dB)MIN	20.0
3rd IMD(dBc)MAX	-
Power FWD/REV/PK(Watt)	60/-/-
Operating Temperature(°C)	-20~+65
Storage Temperature(°C)	-
2nd/3rd Harmonic(dBc)	-
Termination/Attenuator(Watt/dB)	-
Tab(W×LG×THK)(mm[Inch])	-
Additional Notes	-

JQL JQL Electronic Inc				
MATERIAL: STEEL		DWG NO: JCC2950T3150S6		
SURFACE TREATMENT: NICKEL PLATING		DWG BY:	M.Hao	06.24.2013
DESCRIPTION: COAX CIRCULATOR		CHK'D BY:		SACLE
		APPV'D BY:		1:1
Unit: mm[inch]	Tolerance: Liner: ±0.25 Anguar: ±0.5°	The First:		A4



This document is the property of JQL Electronic Inc. It cannot be copied, duplicated, used for manufacturing purposes or communicated to third party as a whole or partly, without the written consent of JQL Electronic Inc.