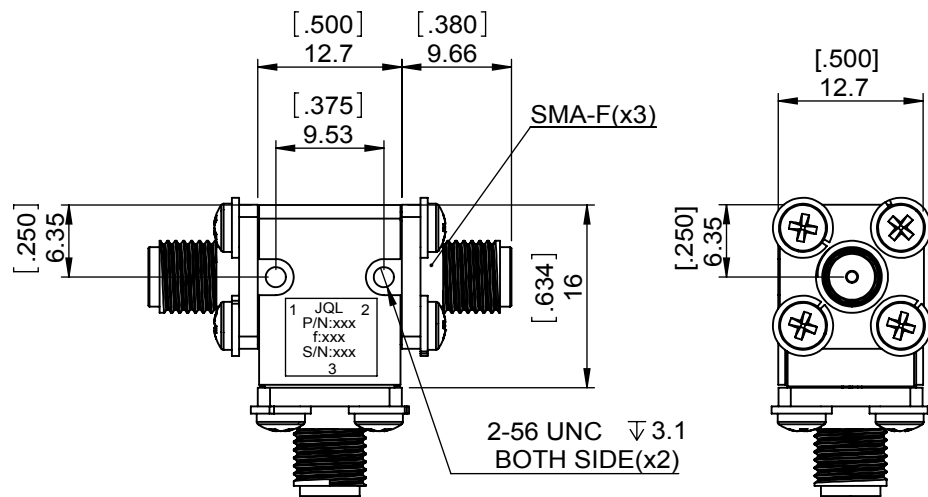
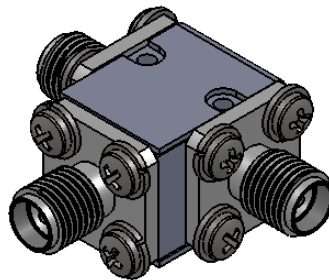



1		2		3		4		5		6	
Document No.	QR4-700-T-003	REV.	A/0	REV.	DESCRIPTION	REVISOR	DATE	APPROVED			
		0				M.Hao	06.24.2013	CH			



SPECIFICATIONS	
Part's Number	JCC9310T9510S1
Frequency(GHz)	9.310~9.510
Direction	CW
Insertion Loss(dB)MAX	0.20
Isolation(dB)MIN	23.0
Return Loss(dB)MIN	23.0
3rd IMD(dBc)MAX	-
Power FWD/REV/PK(Watt)	10/-/-
Operating Temperature(°C)	-20~+70
Storage Temperature(°C)	--
2nd/3rd Harmonic(dBc)	-
Termination/Attenuator(Watt/dB)	-
Tab(W×LG×THK)(mm[Inch])	-
Additional Notes	-

<b>JQL JQL Electronic Inc</b>				
<b>MATERIAL:</b> STEEL		<b>DWG NO:</b> JCC9310T9510S1		
<b>SURFACE TREATMENT:</b> NICKEL PLATING		DWG BY:	M.Hao	06.24.2013
<b>DESCRIPTION:</b> COAX ISOLATOR		CHK'D BY:		SACLE
		APPV'D BY:		3:2
Unit: mm[inch]	Tolerance: Liner: ±0.25 Anguar: ±0.5°	The First:		A4



This document is the property of JQL Electronic Inc. It cannot be copied, duplicated, used for manufacturing purposes or communicated to third party as a whole or partly, without the written consent of JQL Electronic Inc.