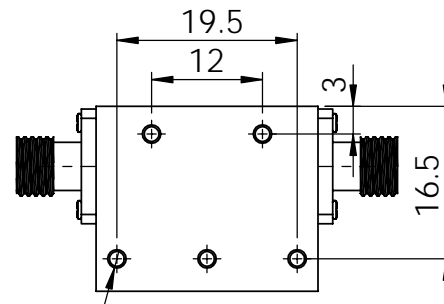
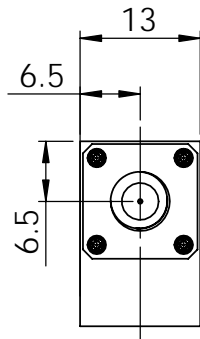
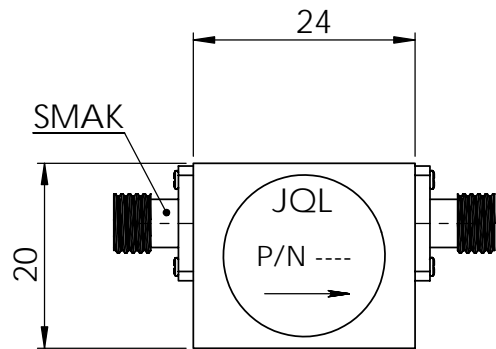


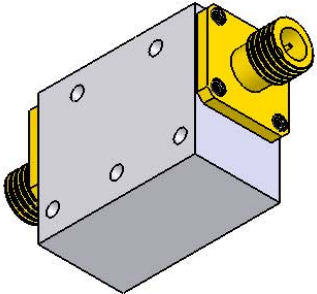
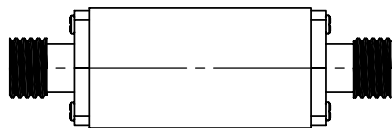
5		6		
REV.	DESCRIPTION	REVISOR	DATE	APPROVE



5-M2 Depth 4

**SPECIFICATIONS**

P/N: JI2C14K5T15K5S0  
 FREQ: 14.5~15.5GHz  
 ISOLATION: 45dB MIN  
 INS LOSS: 0.5dB MAX  
 VSWR: 1.25:1 MAX  
 PWR: 1 CW  
 TEMP: -30C~+70C  
 CONNECTOR: SMA-F



This document is the property of JQL Electronic Inc. It cannot be copied, duplicated, used for manufacturing purposes or communicated to third party as a whole or partly, without the written consent of JQL Electronic Inc.

**JQL** JQL Electronic Inc

MATERIAL: VARIOUS	DWG NO. JI2C14K5T15K5S0			
SURFACE TREATMENT: NICKLE PLATING				
DESCRIPTION: COAX ISOLATOR			TOLERANCE Liner: ±0.1mm Angular: ±0.5°	Q.A
	NAME	DATE	SIGNATURE	REV:
				0
				A4