| Document No. | QR4-700-T-003 |
|---|---|
| REV. | A/0 |

| REV. | DESCRIPTION | REVISOR | DATE | APPROVED |
|---|---|---|---|---|
| 0 | | ZC.Wu | 04.11.2017 | David |

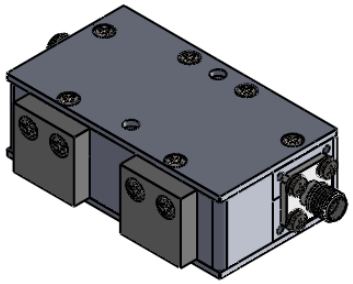

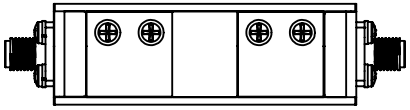

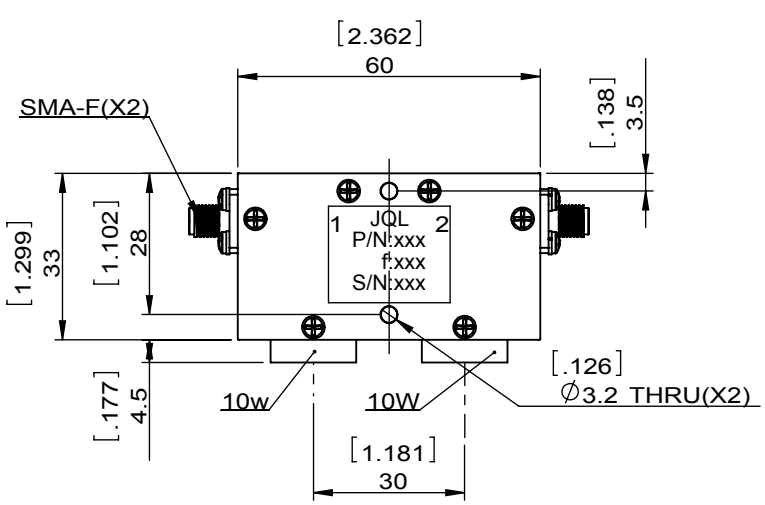


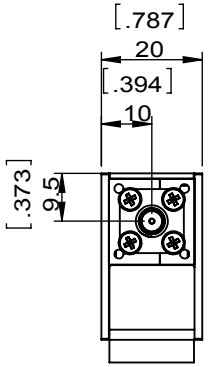


| SPECIFICATIONS | |
|---|---|
| Part's Number | JI2C2500T2700S1 |
| Frequency(GHz) | 2.500~2.700 |
| | |
| Direction | CW |
| Insertion Loss(dB)MAX | 0.6 |
| Isolation(dB)MIN | 40.0 |
| Return Loss(dB)MIN | 19.0 |
| 3rd IMD(dBc)MAX | -- |
| Power FWD/REV/PK(Watt) | 10/10/- |
| Operating Temperature(°C) | -30~+75 |
| Storage Temperature(°C) | - |
| 2nd/3rd Harmonic(dBc) | - |
| Termination/Attenuator(Watt/dB) | 10- |
| Tab(W×LG×THK)(mm[Inch]) | |
| Additional Notes | - |

**JQL Electronic Inc**

| | | | | |
|---|---|---|---|---|
| **MATERIAL:** STEEL | **DWG NO:** JI2C2500T2700S1 | | | |
| **SURFACE TREATMENT:** NICKEL PLATING | DWG BY: | ZC.Wu | 04.11.2017 | SCALE |
| | CHK'D BY: | | | 2:3 |
| **DESCRIPTION:** COAXIAL ISOLATOR | APPV'D BY: | | | |
| | Unit: mm[inch] | Tolerance: Liner: ±0.25 Anguar: ±0.5° | The First: | A4 |

RoHS COMPLIANCE

This document is the property of JQL Electronic Inc.
It cannot be copied, duplicated, used for manufacturing purposes or communicated to third party as a whole or partly, without the written consent of JQL Electronic Inc.

WEIGHT:

SHEET 1 OF 1