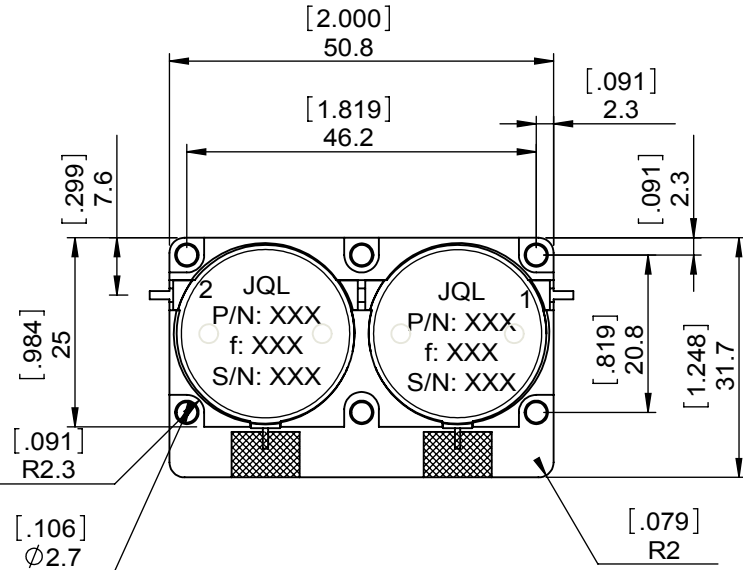
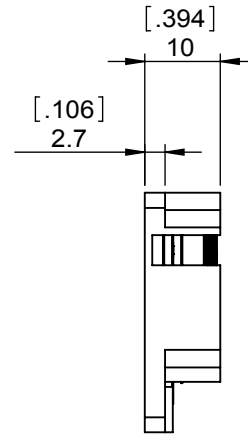
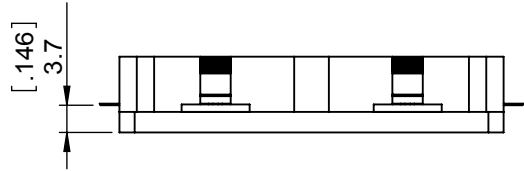
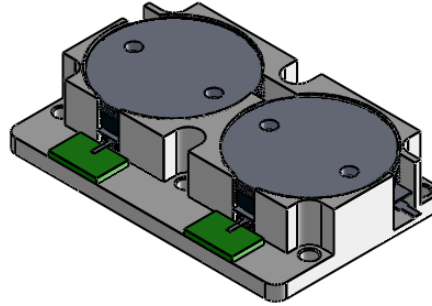


1	2
Document No.	QR4-700-T-003
REV.	A/0

3	4	5	6	
REV.	DESCRIPTION	REVISOR	DATE	APPROVED
2	Added IMD	JP.Yang	06.19.2013	David
3	Change Insertion Loss	LJ.Zhang	07.17.2013	David



SPECIFICATIONS	
Part's Number	J12D1850T1990M10
Frequency(GHz)	1.850~1.990
Direction	CW
Insertion Loss(dB)MAX	0.50
Isolation(dB)MIN	50.0
Return Loss(dB)MIN	22.0
3rd IMD(dBc)MAX	-75dBc@2x50W,spacing 5MHz
Power FWD/REV/PK(Watt)	100/100/500
Operating Temperature(°C)	-40~+85
Storage Temperature(°C)	-
2nd/3rd Harmonic(dBc)	-
Termination/Attenuator(Watt/dB)	-
Tab(W×LG×THK)(mm[Inch])	1.1[.043]×2.5[.098]×0.2[.008]
Additional Notes	-

**JQL** **JQL Electronic Inc** 500 Lake Cook Road, Suite 350 Deerfield, IL 60015, USA Tel: 1(888)236-9828 Fax: 1(888)823-2902

<b>MATERIAL:</b> STEEL	<b>DWG NO:</b> J12D1850T1990M10			
<b>SURFACE TREATMENT:</b> NICKEL PLATING	DWG BY:	JP.Yang	06.19.2013	SACLE
	CHK'D BY:			
<b>DESCRIPTION</b> DUAL JUNCTION DROP-IN ISOLATOR	APPV'D BY:			1:1
	Unit: mm[inch]	Tolerance: Liner: ±0.25 Anguar: ±0.5°	The First:	A4



This document is the property of JQL Electronic Inc. It cannot be copied, duplicated, used for manufacturing purposes or communicated to third party as a whole or partly, without the written consent of JQL Electronic Inc.