Document No.	QR4-700-T-003
REV.	A/0

REV.	DESCRIPTION	REVISOR	DATE	APPROVED
0		ZC.Wu	06.30.2015	David

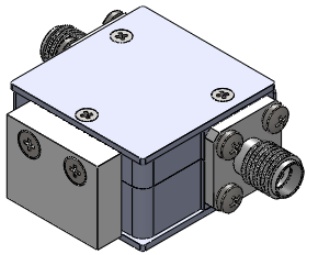

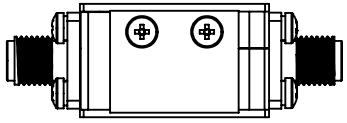

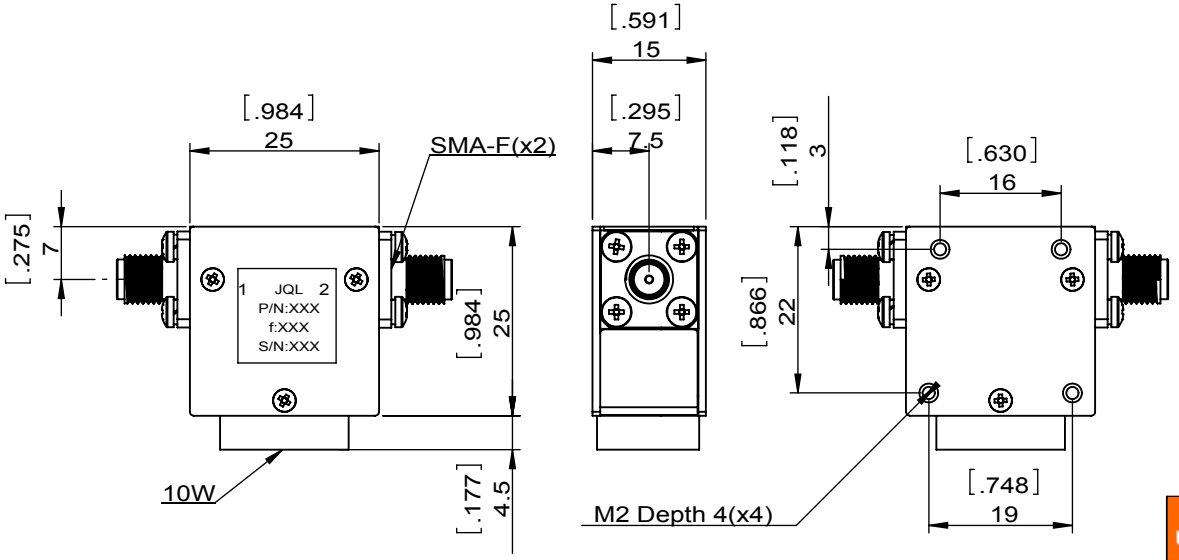

SPECIFICATIONS	
Part's Number	JIC1000T1100S1
Frequency(GHz)	1.000~1.100
Direction	-
Insertion Loss(dB)MAX	0.4
Isolation(dB)MIN	20.0
Return Loss(dB)MIN	21.0
3rd IMD(dBc)MAX	-
Power FWD/REV/PK(Watt)	60/10/-
Operating Temperature(°C)	-30~+70
Storage Temperature(°C)	-
2nd/3rd Harmonic(dBc)	-
Termination/Attenuator(Watt/dB)	10
Tab(W×LG×THK)(mm[Inch])	-
Additional Notes	SMA-F

JQL Electronic Inc

MATERIAL: STEEL

DWG NO: JIC1000T1100S1

SURFACE TREATMENT: NICKEL PLATING

DESCRIPTION: COAXIAL ISOLATOR

DWG BY:	ZC.Wu	06.30.2015	SCALE
CHK'D BY:			1:1
APPV'D BY:			
Unit: mm[inch]	Tolerance: Liner: ±0.25 Anguar: ±0.5°	The First:	A4

RoHS COMPLIANCE

This document is the property of JQL Electronic Inc.
It cannot be copied, duplicated, used for manufacturing purposes or communicated to third party as a whole or partly, without the written consent of JQL Electronic Inc.

WEIGHT:

SHEET 1 OF 1