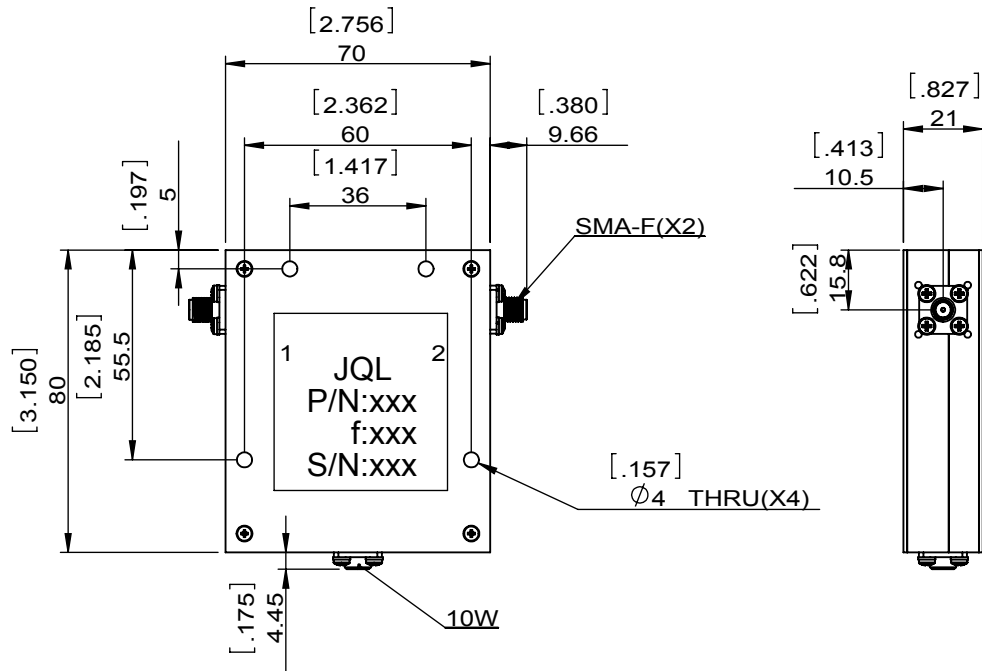
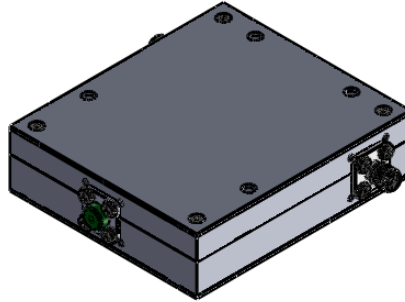
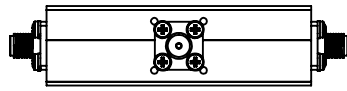


1		2		3		4		5		6	
Document No.	QR4-700-T-003	REV.	A/0	REV.	DESCRIPTION	REVISOR	DATE	APPROVED			
		0		ZC.Wu	01.08.2015	David					



SPECIFICATIONS	
Part's Number	JIC1000T2000S6R
Frequency(GHz)	1.0~2.0
Direction	
Insertion Loss(dB)MAX	0.7
Isolation(dB)MIN	16.0
Return Loss(dB)MIN	15.6
3rd IMD(dBc)MAX	-
Power FWD/REV/PK(Watt)	60/10/-
Operating Temperature(°C)	-15~+60
Storage Temperature(°C)	-
2nd/3rd Harmonic(dBc)	-
Termination/Attenuator(Watt/dB)	10/--
Tab(W×LG×THK)(mm[Inch])	
Additional Notes	-

JQL JQL Electronic Inc				
MATERIAL: Y15		DWG NO: JIC1000T2000S6R		
SURFACE TREATMENT: NICKEL PLATING		DWG BY:	ZC.Wu	01.08.2015
DESCRIPTION: COAXIAL ISOLATOR		CHK'D BY:		SCALE
		APPV'D BY:		1:2
		Unit: mm[inch]	Tolerance: Liner: ±0.25 Anguar: ±0.5°	The First:
				A4



This document is the property of JQL Electronic Inc. It cannot be copied, duplicated, used for manufacturing purposes or communicated to third party as a whole or partly, without the written consent of JQL Electronic Inc.