Document No.	QR4-700-T-003
REV.	A/0

REV.	DESCRIPTION	REVISOR	DATE	APPROVED
0		JUNMA	07.25.2017	David

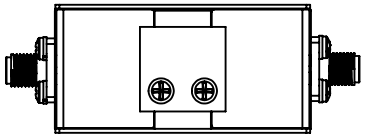

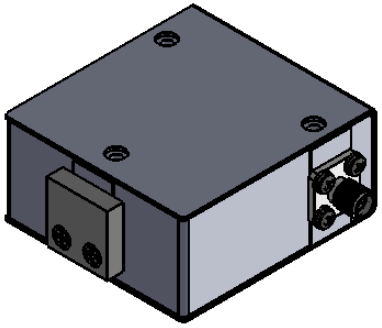

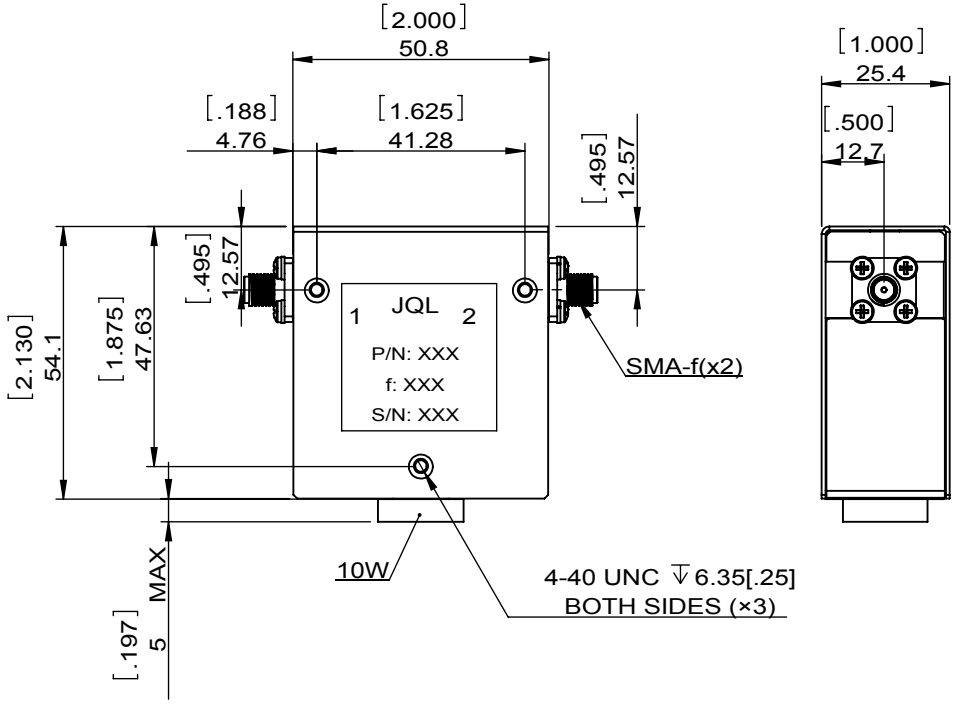

SPECIFICATIONS	
Part's Number	JIC1425T2690S1R
Frequency(GHz)	1.425~2.690
Direction	-
Insertion Loss(dB)MAX	0.60
Isolation(dB)MIN	17.0
Return Loss(dB)MIN	16.5
3rd IMD(dBc)MAX	-
Power FWD/REV/PK(Watt)	60/10/-
Operating Temperature(°C)	-0~50
Storage Temperature(°C)	-
2nd/3rd Harmonic(dBc)	-
Termination/Attenuator(Watt/dB)	10-
Tab(W×LG×THK)(mm[Inch])	-
Additional Notes	-

JQL Electronic Inc

MATERIAL: STEEL

SURFACE TREATMENT: NICKEL PLATING

DESCRIPTION: COAXIAL ISOLATOR

DWG NO: JIC1425T2690S1R

DWG BY:	JUNMA	07.25.2017	SCALE
CHK'D BY:			2:3
APPV'D BY:			
Unit: mm[inch]	Tolerance: Liner: ±0.25 Anguar: ±0.5°	The First:	A4

RoHS COMPLIANCE

This document is the property of JQL Electronic Inc.
It cannot be copied, duplicated, used for manufacturing purposes
or communicated to third party as a whole or partly,
without the written consent of JQL Electronic Inc.

WEIGHT:

SHEET 1 OF 1