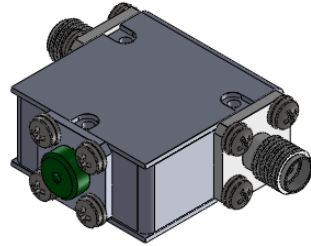
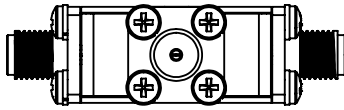
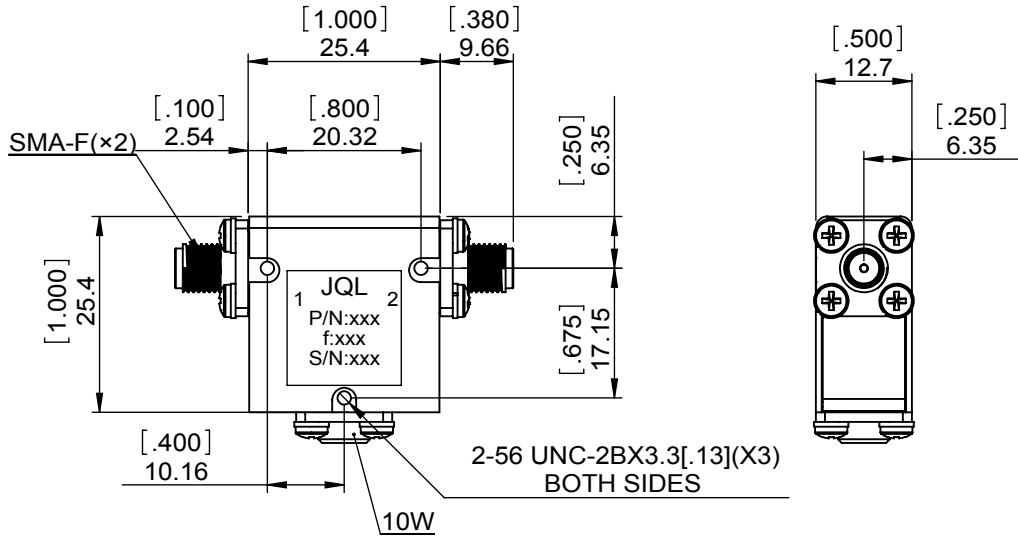


1		2		3		4		5		6			
Document No.	QR4-700-T-003	REV.	A/0	REV.	0	DESCRIPTION		REVISOR	LJ.Zhang	DATE	08.26.2013	APPROVED	David



SPECIFICATIONS	
Part's Number	JIC2700T3000S1
Frequency(GHz)	2.700~3.000
Direction	-
Insertion Loss(dB)MAX	0.30
Isolation(dB)MIN	22.0
Return Loss(dB)MIN	22.0
3rd IMD(dBc)MAX	-
Power FWD/REV/PK(Watt)	10/10/-
Operating Temperature(°C)	-40~+85
Storage Temperature(°C)	-
2nd/3rd Harmonic(dBc)	-
Termination/Attenuator(Watt/dB)	10
Tab(W×LG×THK)(mm[Inch])	-
Additional Notes	-



JQL JQL Electronic Inc				
MATERIAL: STEEL		DWG NO: JIC2700T3000S1		
SURFACE TREATMENT: NICKEL PLATING		DWG BY:	LJ.Zhang	08.26.2013
DESCRIPTION: COAX ISOLATOR		CHK'D BY:		
		APP'V'D BY:		
Unit: mm[inch]	Tolerance: Liner: ±0.25 Anguar: ±0.5°	The First:	1:1	
			A4	



This document is the property of JQL Electronic Inc. It cannot be copied, duplicated, used for manufacturing purposes or communicated to third party as a whole or partly, without the written consent of JQL Electronic Inc.