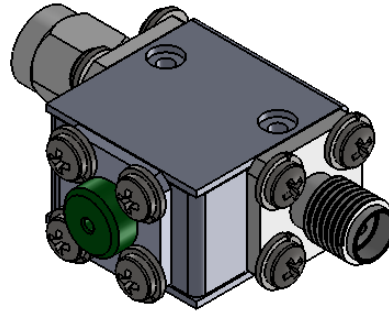
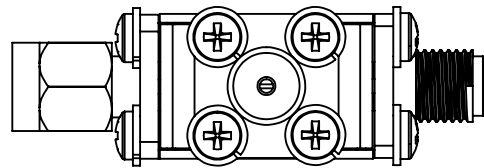
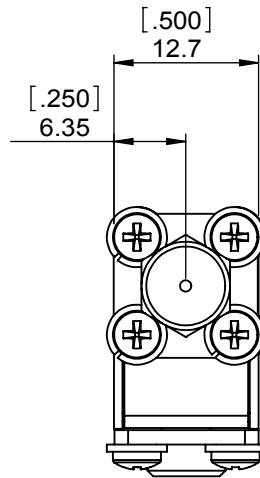
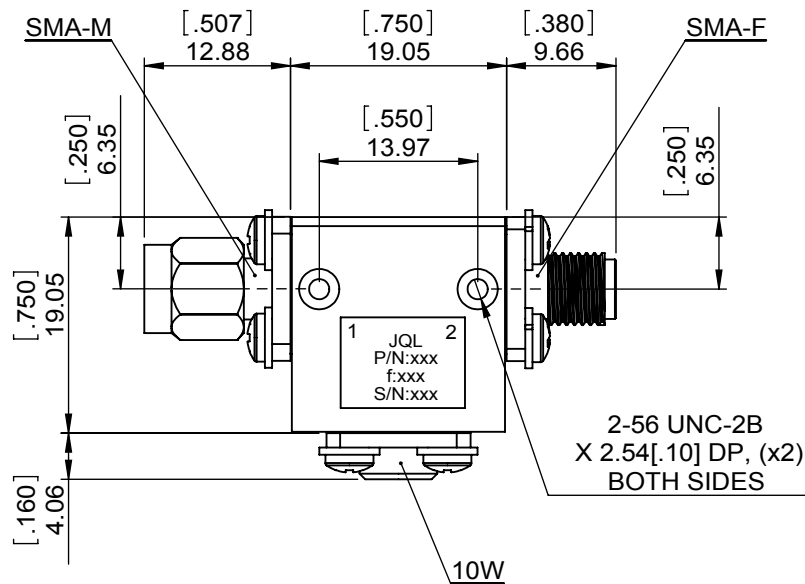


1		2		3		4		5		6	
Document No.	QR4-700-T-003	REV.	A/0	REV.	DESCRIPTION	REVISOR	DATE	APPROVED			
				0		M.Hao	02.13.2014	David			



SPECIFICATIONS	
Part's Number	JIC3000T3500SMSF
Frequency(GHz)	3.000~3.500
Direction	-
Insertion Loss(dB)MAX	0.35
Isolation(dB)MIN	21.0
Return Loss(dB)MIN	21.0
3rd IMD(dBc)MAX	-
Power FWD/REV/PK(Watt)	10/10/-
Operating Temperature(°C)	-30~+75
Storage Temperature(°C)	-
2nd/3rd Harmonic(dBc)	-
Termination/Attenuator(Watt/dB)	10
Tab(W×LG×THK)(mm[Inch])	-
Additional Notes	-



This document is the property of JQL Electronic Inc. It cannot be copied, duplicated, used for manufacturing purposes or communicated to third party as a whole or partly, without the written consent of JQL Electronic Inc.

JQL JQL Electronic Inc		Fax: 1(888)823-2902	
MATERIAL: STEEL	DWG NO: JIC3000T3500SMSF		
SURFACE TREATMENT: NICKEL PLATING	DWG BY:	M.Hao	02.13.2014
	CHK'D BY:		
DESCRIPTION: COAX ISOLATOR	APPV'D BY:		3:2
	Unit: mm[inch]	Tolerance: Liner: ±0.25 Anguar: ±0.5°	The First:
			A4