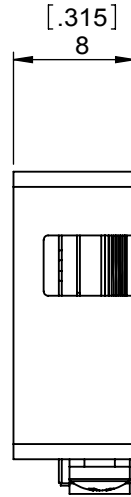
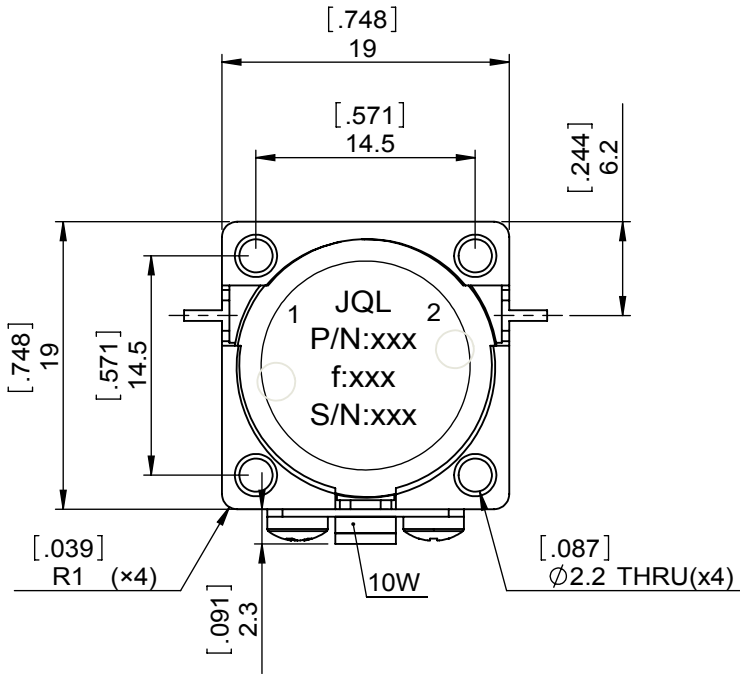
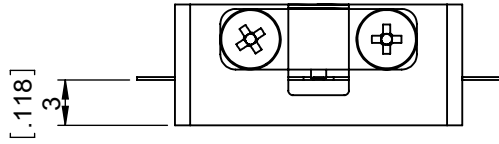
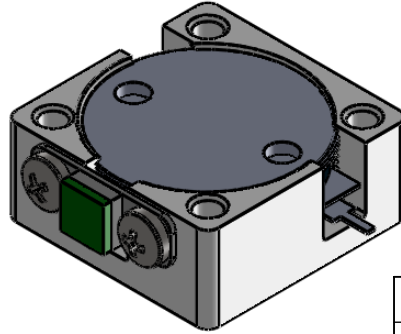


1		2		3		4		5		6			
Document No.	QR4-700-T-001	REV.	A/0	REV.	0	DESCRIPTION		REVISOR	LJ.Zhang	DATE	6.09.2009	APPROVED	David



SPECIFICATIONS	
Part's Number	JID1195T1405SM1
Frequency(GHz)	1.195~1.405
Direction	CW
Insertion Loss(dB)MAX	0.30
Isolation(dB)MIN	20.0
Return Loss(dB)MIN	20.0
3rd IMD(dBc)MAX	-
Power FWD/REV/PK(Watt)	10/5/500
Operating Temperature(°C)	-40~+85
Storage Temperature(°C)	-
2nd/3rd Harmonic(dBc)	-
Termination/Attenuator(Watt/dB)	10
Tab(W×LG×THK)(mm[Inch])	0.7[0.028]x2.5[0.098]x0.2[0.008]
Additional Notes	-

**JQL** **JQL Electronic Inc** 500 Lake Cook Road, Suite 350 Deerfield, IL 60015, USA Tel: 1(888)236-9828 Fax: 1(888)823-2902

<b>MATERIAL:</b> STEEL	<b>DWG NO:</b> JID1195T1405SM1C			
<b>SURFACE TREATMENT:</b> NICKEL PLATING	DWG BY:	LJ.Zhang	6.09.2009	SACLE
	CHK'D BY:			
<b>DESCRIPTION:</b> DROP-IN ISOLATOR	APPV'D BY:			2:1
	Unit: mm[inch]	Tolerance: Liner: ±0.25 Anguar: ±0.5°	The First:	A4



This document is the property of JQL Electronic Inc. It cannot be copied, duplicated, used for manufacturing purposes or communicated to third party as a whole or partly, without the written consent of JQL Electronic Inc.