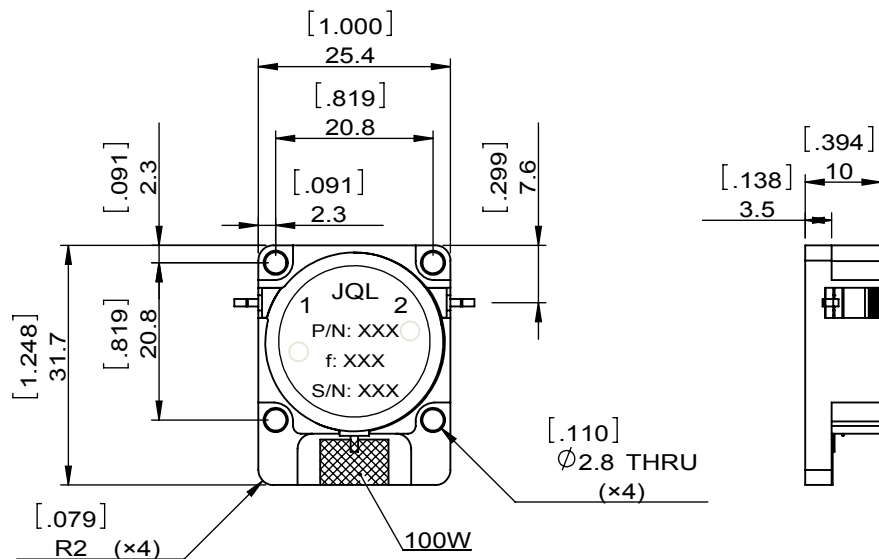
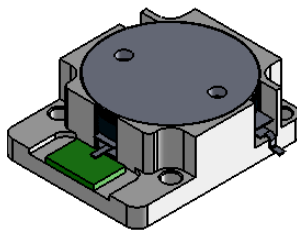
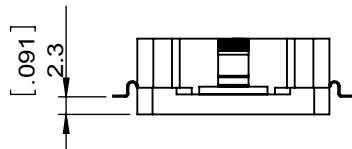


1		2		3		4		5		6	
Document No.	QR4-700-T-003	REV.	A/0	REV.	DESCRIPTION	REVISOR	DATE	APPROVED			
				0		LJ.Zhang	07.01.2015	David			



SPECIFICATIONS	
Part's Number	JID1200T1600M4
Frequency(GHz)	1.200~1.600
Direction	CW
Insertion Loss(dB)MAX	0.5
Isolation(dB)MIN	18.0
Return Loss(dB)MIN	17.7
3rd IMD(dBc)MAX	-
Power FWD/REV/PK(Watt)	35/35/-
Operating Temperature(°C)	-20~+70
Storage Temperature(°C)	-
2nd/3rd Harmonic(dBc)	-
Termination/Attenuator(Watt/dB)	100
Tab(W×LG×THK)(mm[Inch])	1.0[.039]×2.5[.098]×0.2[.008]
Additional Notes	

JQL JQL Electronic Inc				
MATERIAL: STEEL		DWG NO: JID1200T1600M4		
SURFACE TREATMENT: NICKEL PLATING		DWG BY:	LJ.Zhang	07.01.2015
DESCRIPTION: DROP-IN ISOLATOR		CHK'D BY:		SCALE
		APPV'D BY:		1:1
		Unit:	Tolerance:	The First:
		mm[inch]	Liner: ±0.25	
			Anguar: ±0.5°	A4



This document is the property of JQL Electronic Inc. It cannot be copied, duplicated, used for manufacturing purposes or communicated to third party as a whole or partly, without the written consent of JQL Electronic Inc.