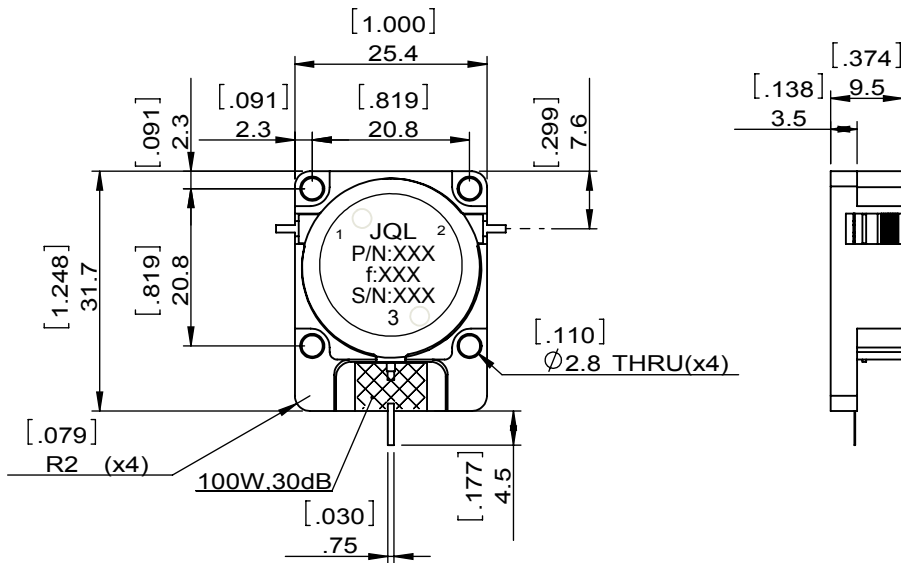
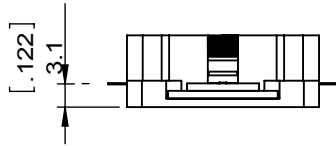
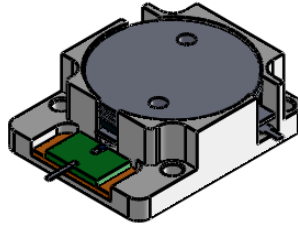


1		2		3		4		5		6	
Document No.	QR4-700-T-003	REV.	A/0	REV.	DESCRIPTION	REVISOR	DATE	APPROVED			
				0		ZC.Wu	03.11.2015	David			



SPECIFICATIONS	
Part's Number	JID1700T1790M10A2
Frequency(GHz)	1.700~1.790
Direction	CW
Insertion Loss(dB)MAX	0.22
Isolation(dB)MIN	23.0
Return Loss(dB)MIN	22.0
3rd IMD(dBc)MAX	-75 @ 2x 47dBm 5MHz Spacing
Power FWD/REV/PK(Watt)	150/100/-
Operating Temperature(°C)	-20~+80
Storage Temperature(°C)	--
2nd/3rd Harmonic(dBc)	--
Termination/Attenuator(Watt/dB)	100/30
Tab(W×LG×THK)(mm[Inch])	1.0[.039]x2.5[0.098]x0.2[.008]
Additional Notes	

JQL JQL Electronic Inc				
MATERIAL: STEEL		DWG NO: JID1700T1790M10A2		
SURFACE TREATMENT: NICKEL PLATING		DWG BY:	ZC.Wu	03.11.2015
DESCRIPTION: DROP-IN ISOLATOR		CHK'D BY:		SCALE
		APPV'D BY:		1:1
		Unit: mm[inch]	Tolerance: Liner: ±0.25 Anguar: ±0.5°	The First:
				A4



This document is the property of JQL Electronic Inc. It cannot be copied, duplicated, used for manufacturing purposes or communicated to third party as a whole or partly, without the written consent of JQL Electronic Inc.