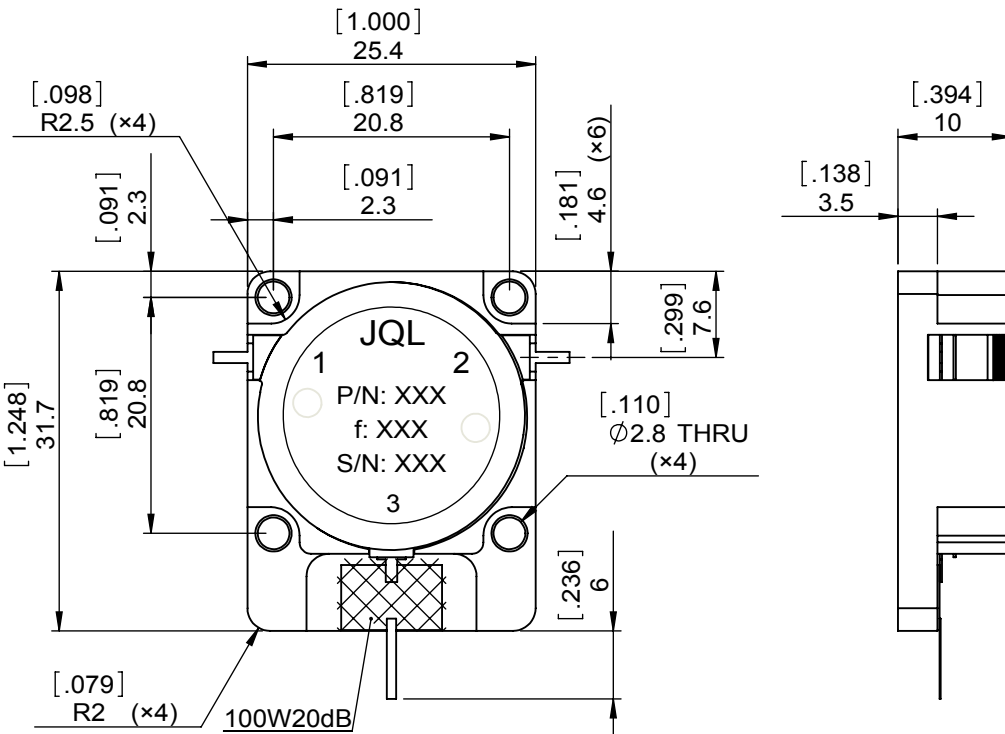
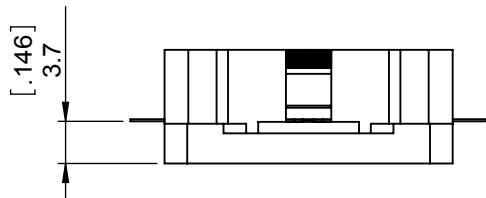
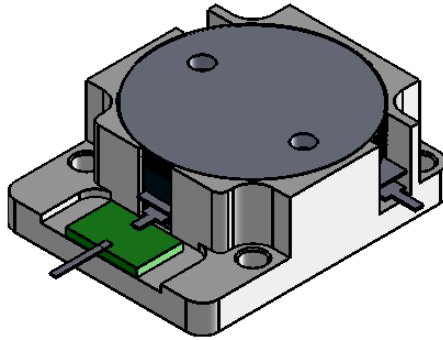


1		2		3		4		5		6	
Document No.	QR4-700-T-003					REV.	DESCRIPTION	REVISOR	DATE	APPROVED	
REV.	A/0					0		LJ.Zhang	09.11.2013	David	



SPECIFICATIONS	
Part's Number	JID1710T1785M10A3
Frequency(GHz)	1.710~1.785
Direction	CW
Insertion Loss(dB)MAX	0.25dB @room temperature 0.3dB @-40°C ~ 85°C
Isolation(dB)MIN	22.0
Return Loss(dB)MIN	21.0
3rd IMD(dBc)MAX	-75dBc 2x43dBm 5MHz Spacing
Power FWD/REV/PK(Watt)	150/100/-
Operating Temperature(°C)	-40~+85
Storage Temperature(°C)	-
2nd/3rd Harmonic(dBc)	-
Termination/Attenuator(Watt/dB)	100/30±1.0
Tab(W×LG×THK)(mm[Inch])	1.0[.039]×2.5[.098]×0.2[.008]
Additional Notes	Impedance:50Ω

**JQL** JQL Electronic Inc 500 Lake Cook Road, Suite 350 Deerfield, IL 60015, USA Tel: 1(888)236-9828 Fax: 1(888)823-2902

<b>MATERIAL:</b> STEEL	<b>DWG NO:</b> JID1710T1785M10A3			
<b>SURFACE TREATMENT:</b> NICKEL PLATING	DWG BY:	LJ.Zhang	09.11.2013	SACLE
	CHK'D BY:			
<b>DESCRIPTION:</b> DROP-IN ISOLATOR	APP'VD BY:			3:2
	Unit: mm[inch]	Tolerance: Liner: ±0.25 Anguar: ±0.5°	The First:	A4



This document is the property of JQL Electronic Inc. It cannot be copied, duplicated, used for manufacturing purposes or communicated to third party as a whole or partly, without the written consent of JQL Electronic Inc.

WEIGHT:

SHEET 1 OF 1