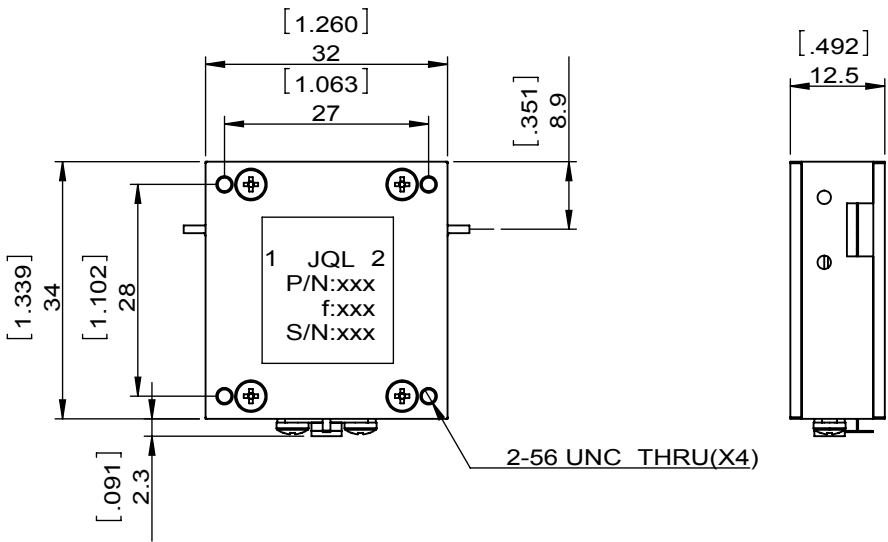
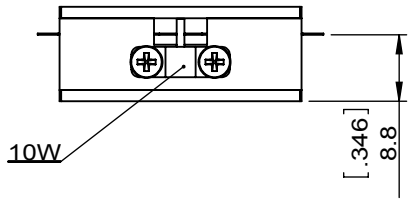
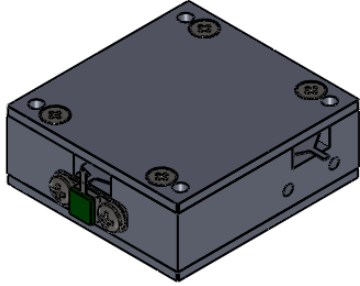


1		2		3		4		5		6	
Document No.	QR4-700-T-003	REV.	A/0	REV.	DESCRIPTION	REVISOR	DATE	APPROVED			
		0		ZC.Wu	09.01.2015	David					



SPECIFICATIONS	
Part's Number	JID2000T4000R1
Frequency(GHz)	2.000~4.000
Direction	CW
Insertion Loss(dB)MAX	0.6
Isolation(dB)MIN	18.0
Return Loss(dB)MIN	18.0
3rd IMD(dBc)MAX	-
Power FWD/REV/PK(Watt)	100/10/-
Operating Temperature(°C)	-20~+60
Storage Temperature(°C)	-
2nd/3rd Harmonic(dBc)	-
Termination/Attenuator(Watt/dB)	10-
Tab(W×LG×THK)(mm[Inch])	1.0[0.039]X2.5[0.098]X0.2[0.008]
Additional Notes	-

JQL JQL Electronic Inc				
MATERIAL: STEEL		DWG NO: JID2000T4000R1		
SURFACE TREATMENT: NICKEL PLATING		DWG BY:	ZC.Wu	09.01.2015
DESCRIPTION: DROP-IN ISOLATOR		CHK'D BY:		SCALE
		APPV'D BY:		1:1
		Unit: mm[inch]	Tolerance: Liner: ±0.25 Anguar: ±0.5°	The First:
				A4



This document is the property of JQL Electronic Inc. It cannot be copied, duplicated, used for manufacturing purposes or communicated to third party as a whole or partly, without the written consent of JQL Electronic Inc.