Document No.	QR4-700-T-003
REV.	A/0

REV.	DESCRIPTION	REVISOR	DATE	APPROVED
0		ZC.Wu	03.18.2015	David

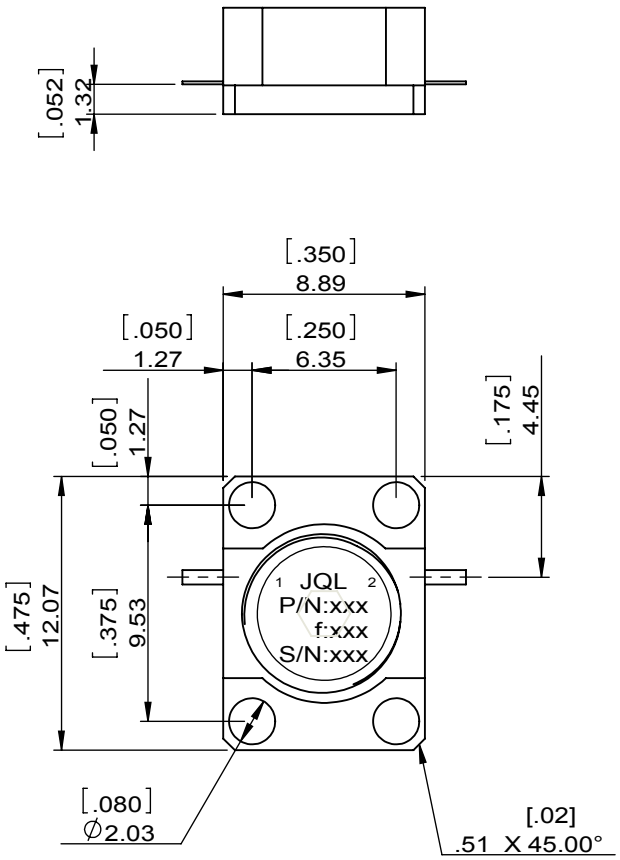

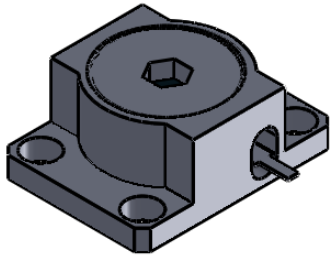

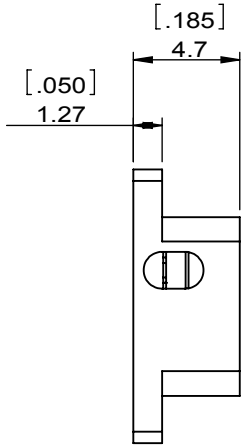

SPECIFICATIONS	
Part's Number	JID20K1T21K2CM0
Frequency(GHz)	20.10~21.20
Direction	CW
Insertion Loss(dB)MAX	0.6
Isolation(dB)MIN	20.0
Return Loss(dB)MIN	19.0
3rd IMD(dBc)MAX	-
Power FWD/REV/PK(Watt)	1/1/-
Operating Temperature(°C)	-40~+85
Storage Temperature(°C)	-
2nd/3rd Harmonic(dBc)	-
Termination/Attenuator(Watt/dB)	
Tab(W×LG×THK)(mm[Inch])	0.64[.025]x1.78[.07]±0.5[.02]x0.127[.005]±0.025[.001]
Additional Notes	-

JQL Electronic Inc

MATERIAL: STEEL	**DWG NO:** JID20K1T21K2CM0			
SURFACE TREATMENT: NICKEL PLATING	DWG BY:	ZC.Wu	03.18.2015	SCALE
	CHK'D BY:			3:1
DESCRIPTION: DROP-IN ISOLATOR	APPV'D BY:			
	Unit: mm[inch]	Tolerance: Liner: ±0.25 Anguar: ±0.5°	The First:	A4

RoHS COMPLIANCE

This document is the property of JQL Electronic Inc.
It cannot be copied, duplicated, used for manufacturing purposes or communicated to third party as a whole or partly, without the written consent of JQL Electronic Inc.

WEIGHT:

SHEET 1 OF 1