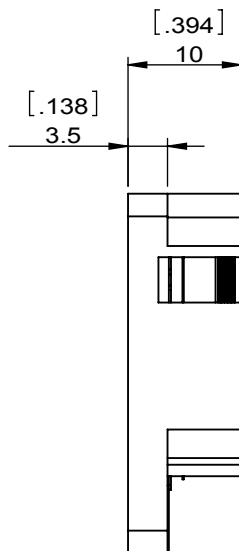
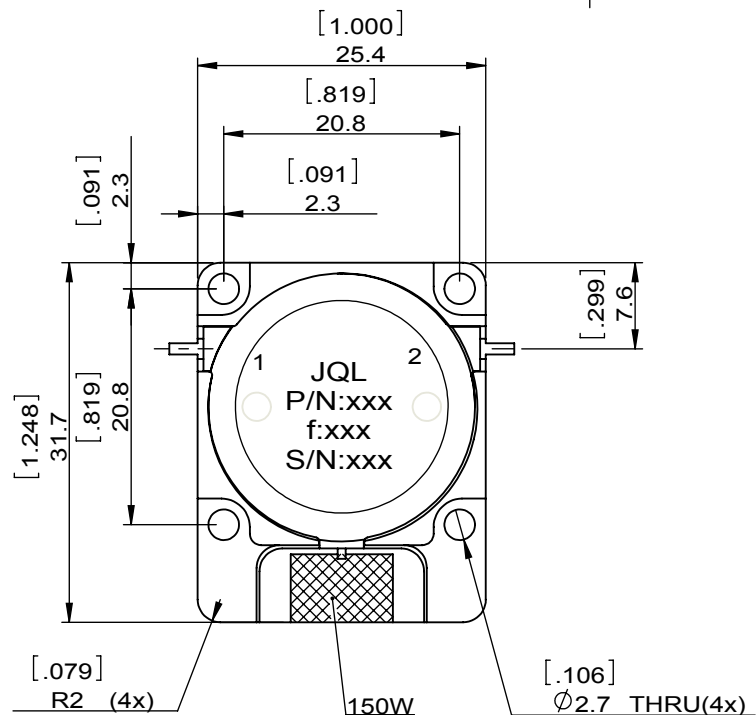
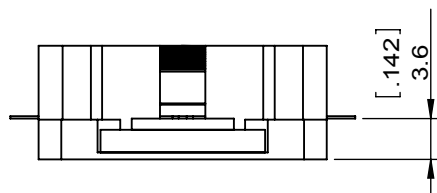
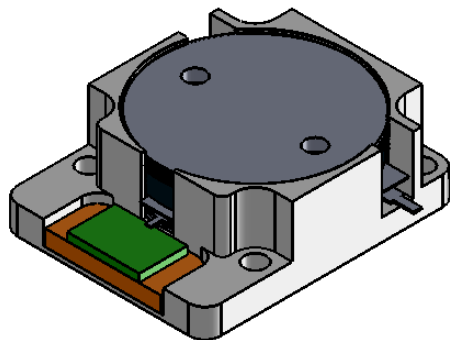


1		2		3		4		5		6	
Document No.	QR4-700-T-003	REV.	A/0	REV.	DESCRIPTION	REVISOR	DATE	APPROVED			
		0		ZC.Wu	05.20.2014	David					



SPECIFICATIONS	
Part's Number	JID2300T2700M15
Frequency(GHz)	2.300~2.700
Direction	CW
Insertion Loss(dB)MAX	0.3
Isolation(dB)MIN	21
Return Loss(dB)MIN	21
3rd IMD(dBc)MAX	-
Power FWD/REV/PK(Watt)	100/100/-
Operating Temperature(°C)	-40~+85
Storage Temperature(°C)	-
2nd/3rd Harmonic(dBc)	-
Termination/Attenuator(Watt/dB)	150
Tab(W×LG×THK)(mm[Inch])	1.0[.039]×2.5[.098]×0.2[.008]
Additional Notes	-

JQL JQL Electronic Inc				
MATERIAL: STEEL		DWG NO: JID2300T2700M15		
SURFACE TREATMENT: NICKLE PLATING		DWG BY:	ZC.Wu	05.20.2014
DESCRIPTION: DROP-IN ISOLATOR		CHK'D BY:		
		APPV'D BY:		
Unit: mm[inch]	Tolerance: Liner: ±0.25 Anguar: ±0.5°	The First:	3:2	
			A4	



This document is the property of JQL Electronic Inc. It cannot be copied, duplicated, used for manufacturing purposes or communicated to third party as a whole or partly, without the written consent of JQL Electronic Inc.

WEIGHT: