Document No.	QR4-700-T-003
REV.	A/0

REV.	DESCRIPTION	REVISOR	DATE	APPROVED
0		YQ.XIE	09.17.2015	David

TOP VIEW

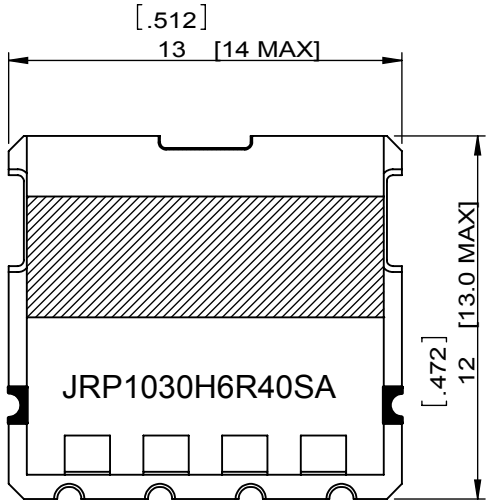

BOTTOM VIEW

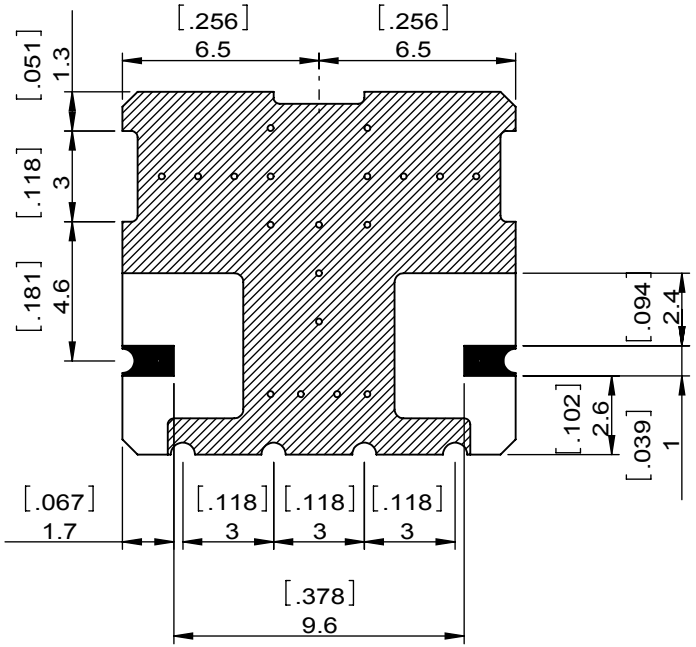

FRONT VIEW

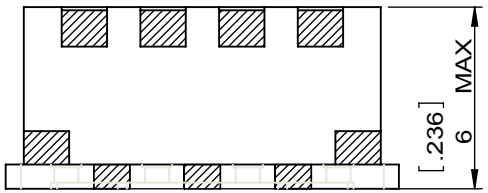

ITEM	SPECIFICATIONS
Center Frequency [f_0](MHz)	1030.00
Bandwidth (BW)	fo ±20.0 [1010.0~1050.0]
Insertion Loss in BW(dB)	1.6 Max.
Ripple in BW(dB)	0.5 Max
Return Loss in BW(dB)	
VSWR in BW (MAX)	17.7
Attenuation(dB) Absolute Value	30.0 Min. @fo± [978.0~ MHz] 26.0 Min. @fo± [1082.0~ MHz] Min. @fo± [~ MHz] Min. @fo± [~ MHz] Min. @fo± [~ MHz] Min. @fo± [~ MHz]
Input Power(W)	3.0
In/Out Impedance(Ω)	50
Operating Temperature(°C)	-40~+85
Additional Notes	-

: GROUND

: I/O PORT

TOLERANCE:±0.20

UNIT: mm

RoHS COMPLIANCE

This document is the property of JQL Electronic Inc.
It cannot be copied, duplicated, used for manufacturing purposes or communicated to third party as a whole or partly, without the written consent of JQL Electronic Inc.

JQL Electronic Inc
500 Lake Cook Road, Suite 350
Deerfield, IL 60015, USA
Tel: 1(888)236-9828
Fax: 1(888)823-2902

MATERIAL:	DWG NO: JRP1030H6R40SA			
SURFACE TREATMENT:	DWG BY:	YQ.XIE	09.17.2015	SACLE
	CHK'D BY:			4:1
DESCRIPTION: FILTER	APPV'D BY:			
	Unit: mm[inch]	Tolerance: Liner: ±0.25 Anguar: ±0.5°	The First:	A4

WEIGHT:

SHEET 1 OF 1