

1 2 3 4 5 6

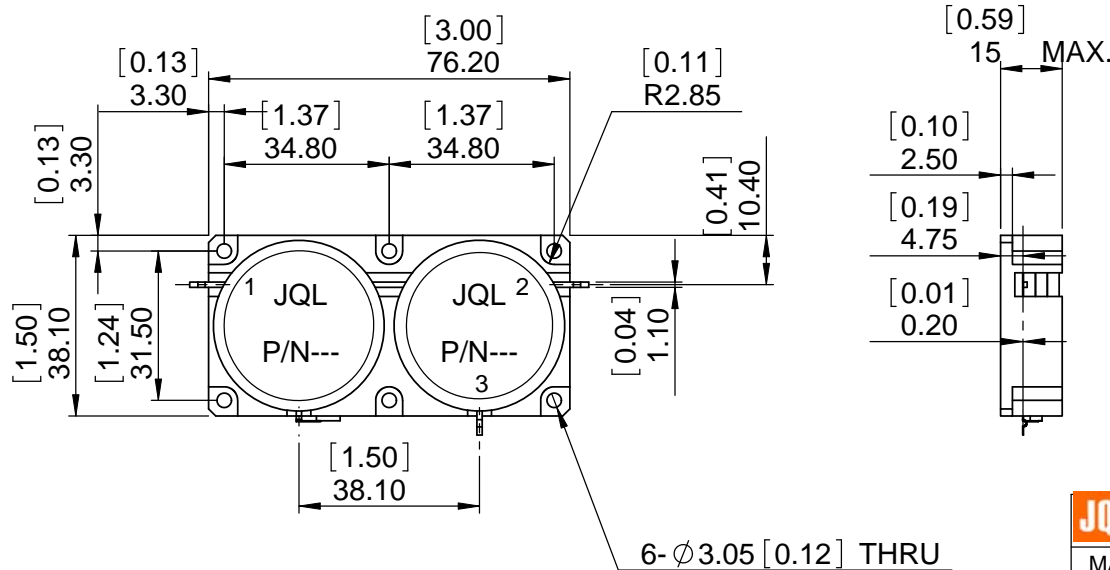
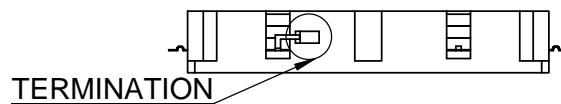
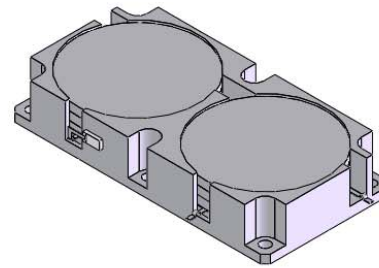
Stock Number

REV.	DESCRIPTION	REVISOR	DATE	APPROVE
0		MH	06.03.11	CH

SPECIFICATION

Part's Number: PACKAGE KM 1.50"X3.00"
 Frequency: 0.380~0.520GHz
 Up To 30%

Direction: CW
 Insertion Loss: 0.6dB MAX. PORT1-2
 0.3dB MAX. PORT2-3
 Isolation: 22dB MIN. PORT3-2
 45dB MIN. PORT2-1
 20dB MIN. RL:
 Power PEAK: 100W
 Temperature: -20°C~+80°C
 Termination: 10W



This document is the property of JQL Electronic Inc.
 It cannot be copied, duplicated, used for manufacturing purposes
 or communicated to third party as a whole or partly,
 without the written consent of JQL Electronic Inc.

JQL JQL Electronic Inc

500 Lake Cook Road, Suite 350 Tel : 1(888)236-9828
 Deerfield, IL 60015, USA Fax: 1(630)823-2902

MATERIAL:
STEEL

SURFACE TREATMENT:
NICKLE PLATING

DESCRIPTION:
DROP-IN ISOLATOR

DWG NO.
PACKAGE KM 1.50"X3.00"

	NAME	DATE	SCALE:
DWG BY:	MH	06.03.11	1:1
CHK'D BY:	FW	06.03.11	
APPVD BY:	CH	06.03.11	
Unit: mm	TOLERANCE: Liner: ±0.1mm Angular: ±0.5°	Type Of Projection 	A4