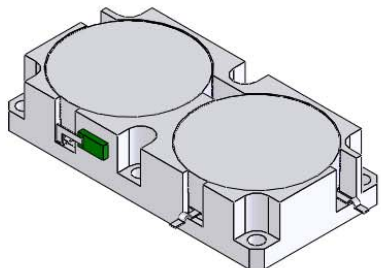


REV.	DESCRIPTION	REVISOR	DATE	APPROVE
0		MH	02.15.11	CH

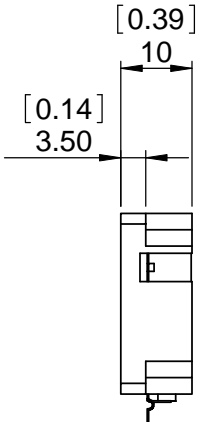
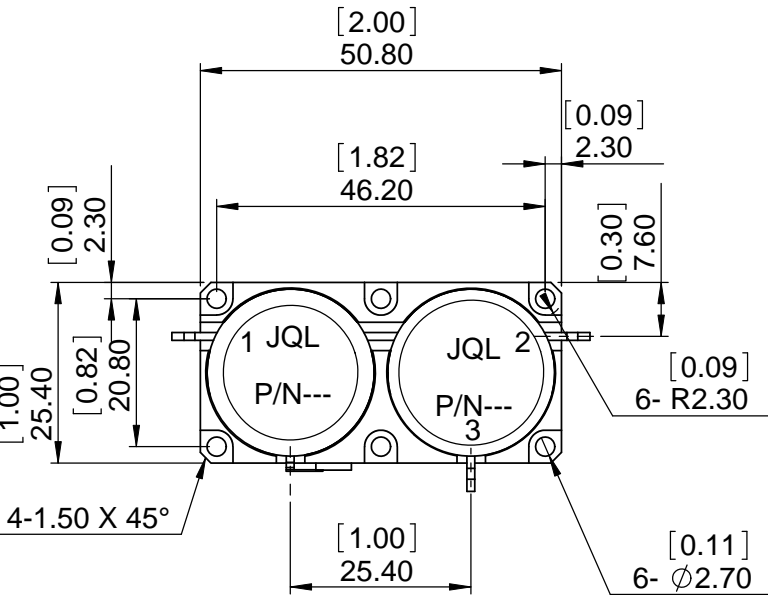
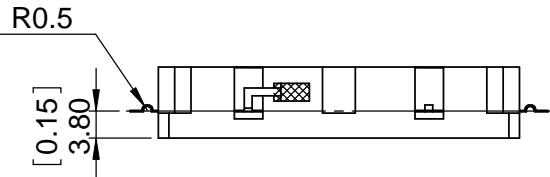


**SPECIFICATION**

Part's Number: PACKAGE M DUAL 2.00\"X1.00"  
 Frequency: 1.200~2.300GHz  
 Up to 30% Bandwidth

Direction: CW  
 Insertion Loss: 0.5dB Max P1-P2,  
 0.25dB Max P2-P3  
 Isolation: 20dB Min P3-P2  
 40dB Min P2-P1  
 RL: 20dB MIN  
 Power FWD/REV/PK: 100W/100W/500W  
 Temperature: -20C~+80C  
 Termination: 10W

BODY:STEEL,NICKEL PLATED  
 TAB:BRASS,SILVER PLATED 1.1W X 4.0LG X 0.20THK.



<b>JQL</b> JQL Electronic Inc		500 Lake Cook Road, Suite 350 Deerfield, IL 60015, USA		Tel : 1(888)236-9828 Fax: 1(630)823-2902	
MATERIAL:	STEEL	DWG NO. PACKAGE M DUAL 2.00\"X1.00"			
SURFACE TREATMENT:	NICKLE PLATING				
DESCRIPTION:	DROP-IN ISOLATOR	NAME		DATE	SCALE:
		DWG BY:	MH	02.15.11	1:1
		CHK'D BY:	FW	02.15.11	
		APPVD BY:	CH	02.15.11	
Unit: mm	TOLERANCE: Liner: ±0.1mm Angular: ±0.5°	Type Of Projection		A4	

WEIGHT: