Document No.	QR4-700-T-003
REV.	A/0

REV.	DESCRIPTION	REVISOR	DATE	APPROVED
0		ZC.Wu	01.04.2015	David

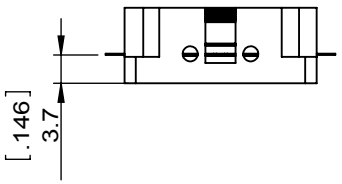

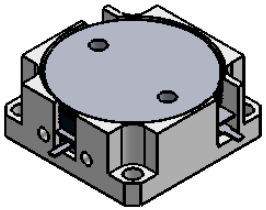

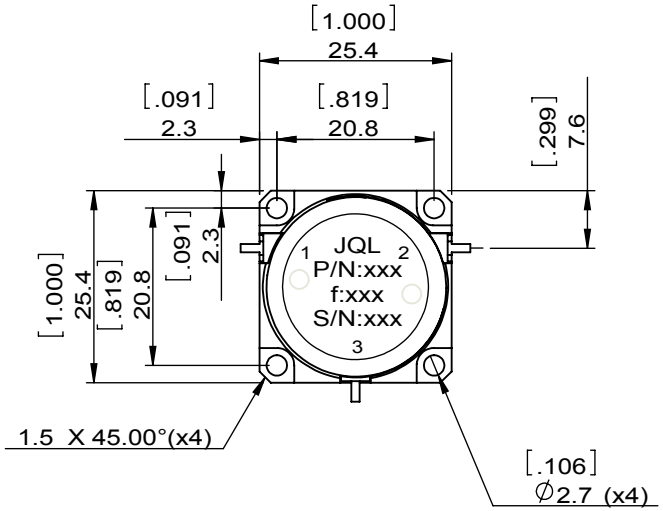

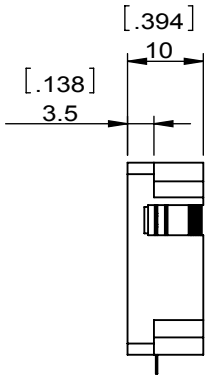

SPECIFICATIONS	
Part's Number	PACKAGE M 1.00"X1.00"
Frequency(GHz)	0.600~1.200
	Bandwidth Up To 30%
Direction	CW
Insertion Loss(dB)MAX	0.25
Isolation(dB)MIN	21.0
Return Loss(dB)MIN	21.0
3rd IMD(dBc)MAX	-75 @ 2x43dBm 5MHz Spacing
Power FWD/REV/PK(Watt)	100/100/-
Operating Temperature(°C)	-20~+80
Storage Temperature(°C)	-
2nd/3rd Harmonic(dBc)	-
Termination/Attenuator(Watt/dB)	-
Tab(W×LG×THK)(mm[Inch])	1.0[0.039]×2.5[0.098]×0.2[0.008]
Additional Notes	-

NOTES:
1.STANDARD INPUT/OUTPUT 50OHM IMPEDANCE
2.BEO FREE,LEAD FREE,NO Nd MATERIAL
3.RoHS COMPLIANT
4.S-PARAMETERS TO BE MEASURED BY CONECTING PORT 1 AND PORT 2 TO VNA, PORT 3 TO LOAD
5.LOAD RETURN LOSS IS 30dB OR HIGHER WHEN TUNING

RoHS COMPLIANCE

This document is the property of JQL Electronic Inc.
It cannot be copied, duplicated, used for manufacturing purposes or communicated to third party as a whole or partly, without the written consent of JQL Electronic Inc.

JQL Electronic Inc

MATERIAL: STEEL	**DWG NO:** PACKAGE M 1.00"X1.00"			
SURFACE TREATMENT: NICKEL PLATING	DWG BY:	ZC.Wu	01.04.2015	SCALE
	CHK'D BY:			1:1
DESCRIPTION: DROP-IN CIRCULATOR	APPV'D BY:			
	Unit: mm[inch]	Tolerance: Liner: ±0.25 Anguar: ±0.5°	The First:	A4

WEIGHT:

SHEET 1 OF 1