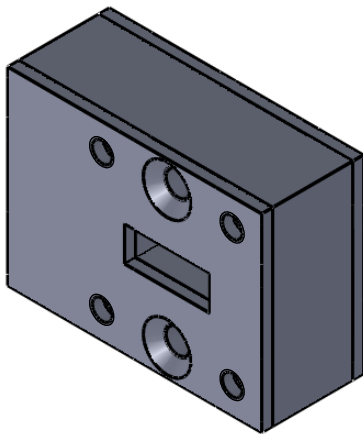

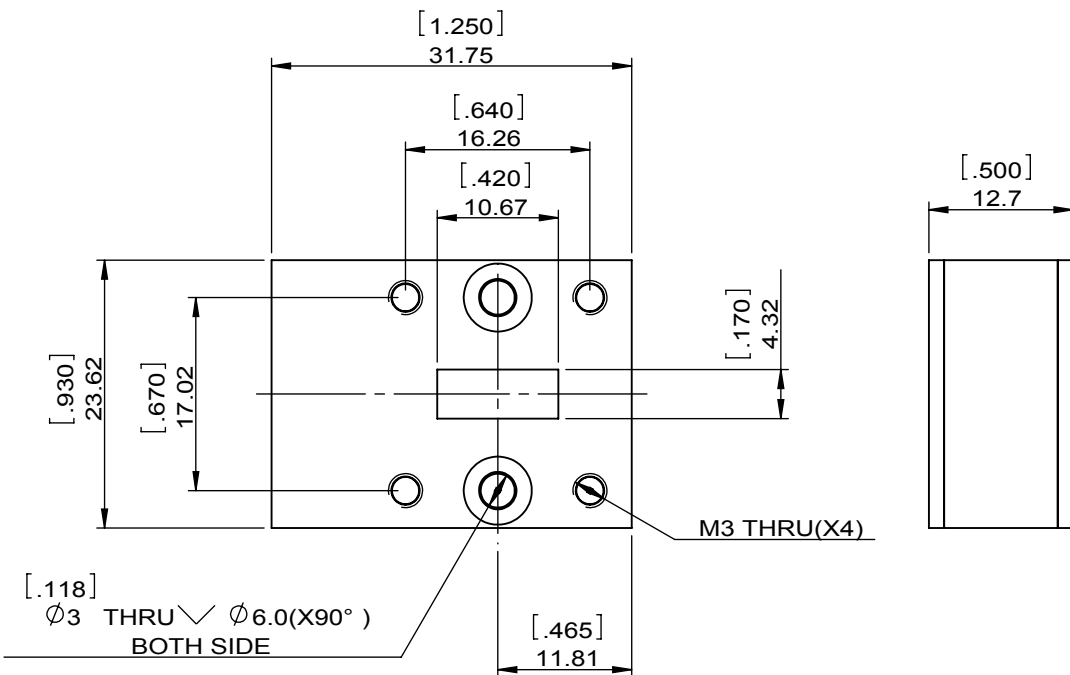


1		2		3		4		5		6	
Document No.	QR4-700-T-003	REV.	A/0	REV.	DESCRIPTION	REVISOR	DATE	APPROVED			
				0		ZC.Wu	01.22.2015	David			



SPECIFICATIONS	
Part's Number	JIWR42-12.7A-18K2T20K2
Frequency(GHz)	18.20~20.20
Direction	-
Insertion Loss(dB)MAX	0.30
Isolation(dB)MIN	20.0
Return Loss(dB)MIN	20.0
3rd IMD(dBc)MAX	-
Power FWD/REV/PK(Watt)	5/1/-
Operating Temperature(°C)	-40~+85
Storage Temperature(°C)	-
2nd/3rd Harmonic(dBc)	-
Termination/Attenuator(Watt/dB)	-
Tab(W×LG×THK)(mm[Inch])	-
Additional Notes	-



JQL JQL Electronic Inc				
MATERIAL: AL		DWG NO: JIWR42-12.7A-18K2T20K2		
SURFACE TREATMENT: CHEM FILM		DWG BY:	ZC.Wu	01.22.2015
DESCRIPTION: WAVEGUIDE ISOLATOR		CHK'D BY:		SCALE
		APPV'D BY:		3:2
		Unit:	Tolerance:	The First:
		mm[inch]	Liner: ±0.1mm Anguar: ±0.5°	
				A4



This document is the property of JQL Electronic Inc. It cannot be copied, duplicated, used for manufacturing purposes or communicated to third party as a whole or partly, without the written consent of JQL Electronic Inc.