Document No.	QR4-700-T-003
REV.	A/0

REV.	DESCRIPTION	REVISER	DATE	APPROVED
0		ZQ.Hou	10.12.2015	David

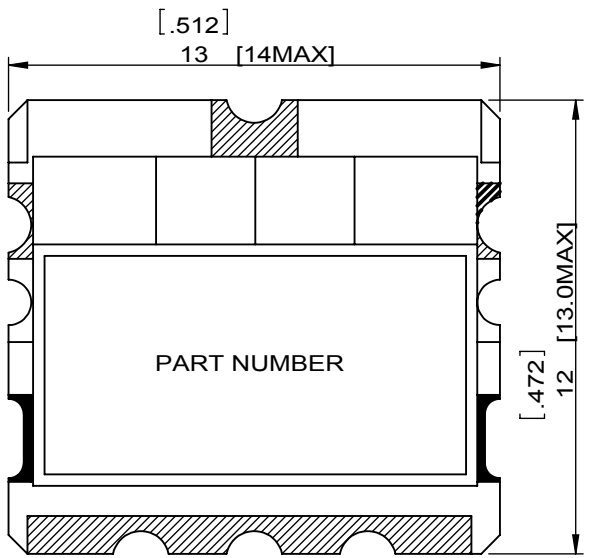

TOP VIEW

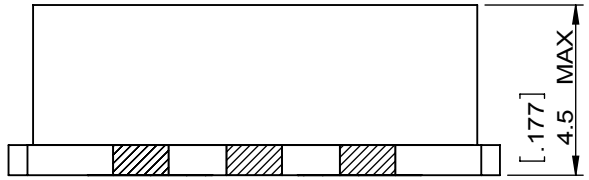

FRONT VIEW

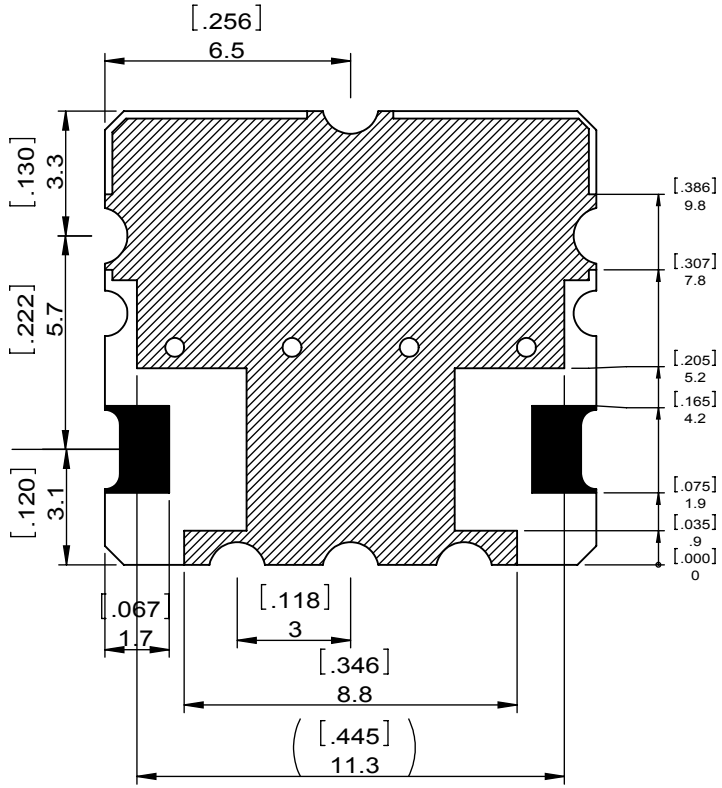

BOTTOM VIEW

I/O PORT

GROUND

TOLERANCE:±0.2
UNIT:mm

ITEM	SPECIFICATIONS
Center Frequency(MHz)	1257.5
Bandwidth(MHz)	1215~1300
Insertion Loss(dB)	2.0 Max
Ripple(dB)	1.0 Max
Reject(dB)	12 Min@1145Mhz 35 Min@1065Mhz 10 Min@1450Mhz
Return Loss(dB)	14Min
Impedance(Ω)	50
Input Power(W)	2.0 Max
Temperature(℃)	-40~+85
Notes	

JQL Electronic Inc

MATERIAL:

DWG NO: JRA1257D4R85SA

SURFACE TREATMENT:

DESCRIPTION: FILTER

DWG BY:	ZQ.Hou	10.12.2015	SCALE
CHK'D BY:			5:1
APPV'D BY:			
Unit: mm[inch]	Tolerance: Liner: ±0.25 Anguar: ±0.5°	The First:	A4

RoHS COMPLIANCE

This document is the property of JQL Electronic Inc.
It cannot be copied, duplicated, used for manufacturing purposes or communicated to third party as a whole or partly, without the written consent of JQL Electronic Inc.

WEIGHT:

SHEET 1 OF 1