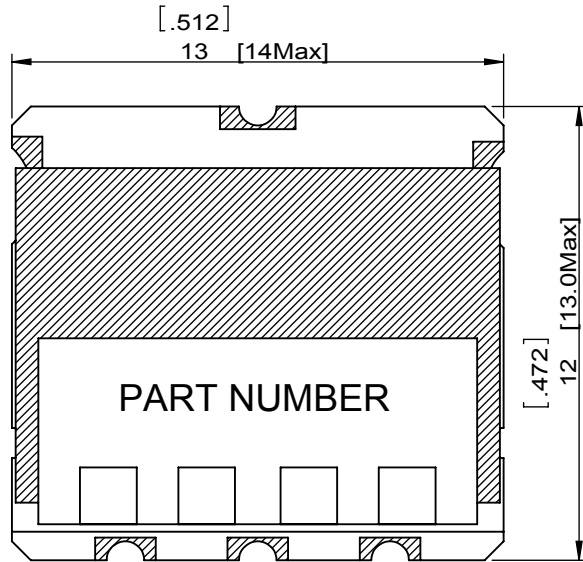
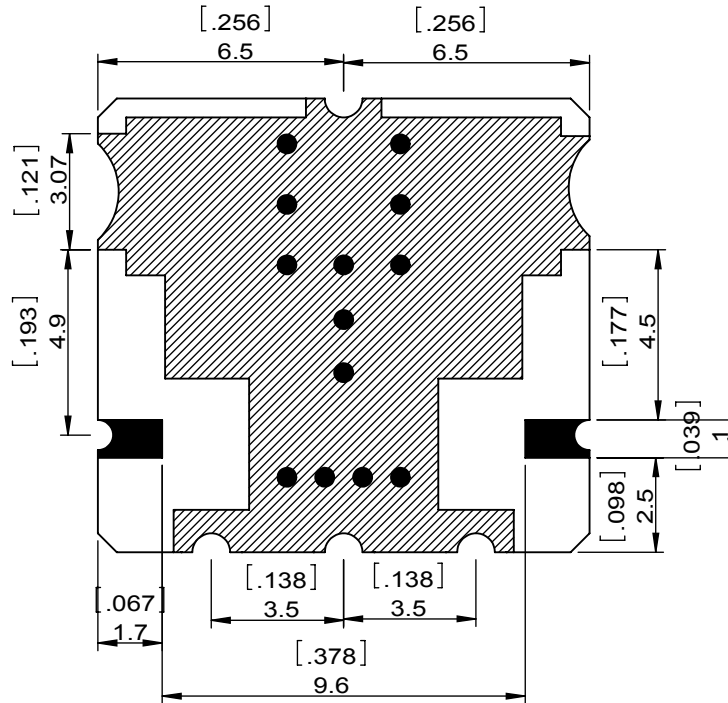


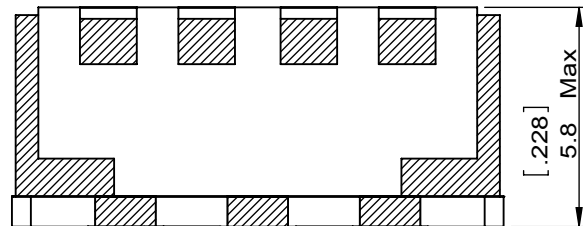
1		2		3		4		5		6			
Document No.	QR4-700-T-003	REV.	A/0	REV.	0	DESCRIPTION		REVISER	ZQ.Hou	DATE	10.12.2015	APPROVED	David



TOP VIEW



BOTTOM VIEW



FRONT VIEW



TOLERANCE: ±0.2
UNIT : mm

ITEM	SPECIFICATIONS
Center Frequency(MHz)	827.5
Bandwidth(MHz)	824.5~830.5
Insertion Loss(dB)	3.0 Max
Ripple(dB)	1.0 Max
Reject(dB)	50 Min@757.5&897.5Mhz 50 Min@677.5&977.5Mhz
Return Loss(dB)	14Min
Impedance(Ω)	50
Input Power(W)	2.0 Max
Temperature(°C)	-40~+85
Notes	



This document is the property of JQL Electronic Inc. It cannot be copied, duplicated, used for manufacturing purposes or communicated to third party as a whole or partly, without the written consent of JQL Electronic Inc.

JQL JQL Electronic Inc				
MATERIAL:		DWG NO: JRP827F4R06SA		
SURFACE TREATMENT:		DWG BY:	ZQ.Hou	10.12.2015
DESCRIPTION: FILTER		CHK'D BY:		SCALE
		APPV'D BY:		5:1
Unit: mm[inch]		Tolerance: Liner: ±0.25 Anguar: ±0.5°	The First:	A4