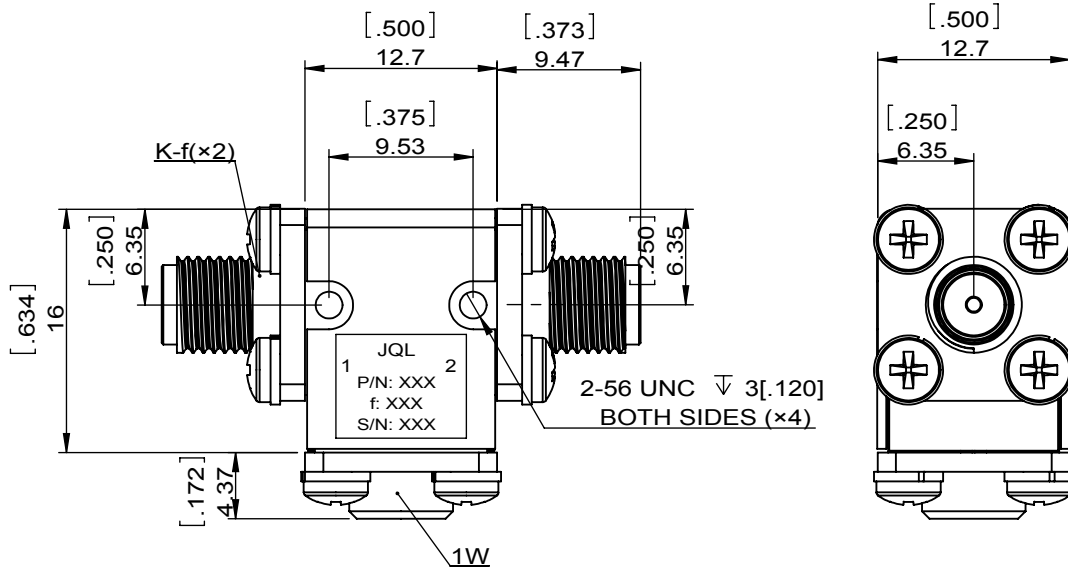
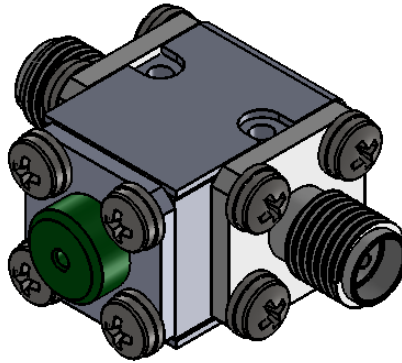
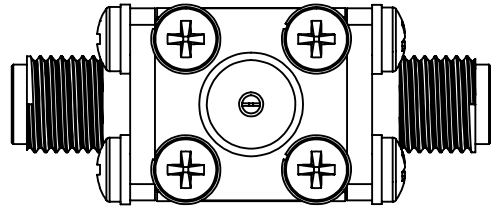


1	2
Document No.	QR4-700-T-003
REV.	A/0

4	5	6		
REV.	DESCRIPTION	REVISOR	DATE	APPROVED
0		ZC.Wu	03.24.2016	David



SPECIFICATIONS	
Part's Number	JIC15K1T22K0K1
Frequency(GHz)	15.10~22.00
Direction	-
Insertion Loss(dB)MAX	0.7
Isolation(dB)MIN	18.0
Return Loss(dB)MIN	18.0
3rd IMD(dBc)MAX	-
Power FWD/REV/PK(Watt)	10/2/-
Operating Temperature(°C)	-30~+70
Storage Temperature(°C)	-
2nd/3rd Harmonic(dBc)	-
Termination/Attenuator(Watt/dB)	1
Tab(W×LG×THK)(mm[Inch])	-
Additional Notes	-

<b>JQL JQL Electronic Inc</b>				
<b>MATERIAL:</b> STEEL		<b>DWG NO:</b> JIC15K1T22K0K1		
<b>SURFACE TREATMENT:</b> NICKEL PLATING		DWG BY:	ZC.Wu	03.24.2016
<b>DESCRIPTION:</b> COAXIAL ISOLATOR		CHK'D BY:		SCALE
		APPV'D BY:		1:1
Unit:	Tolerance:	The First:		A4
mm[inch]	Liner: ±0.25 Anguar: ±0.5°			



This document is the property of JQL Electronic Inc. It cannot be copied, duplicated, used for manufacturing purposes or communicated to third party as a whole or partly, without the written consent of JQL Electronic Inc.