

1		2		3		4		5		6			
Document No.	QR4-700-T-003	REV.	A/0	REV.	0	DESCRIPTION		REVISER	YL.Chen	DATE	04.28.2018	APPROVED	HC.Qiu

A

A

B

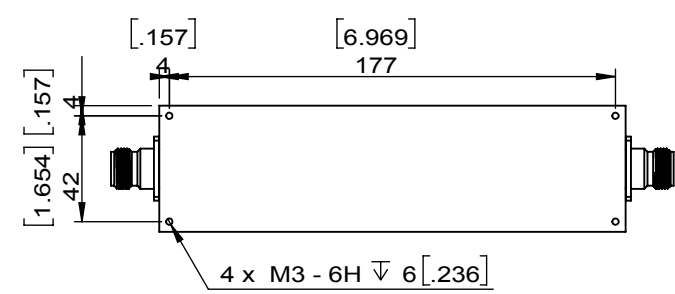
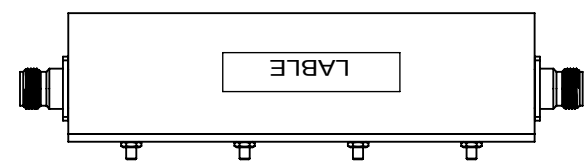
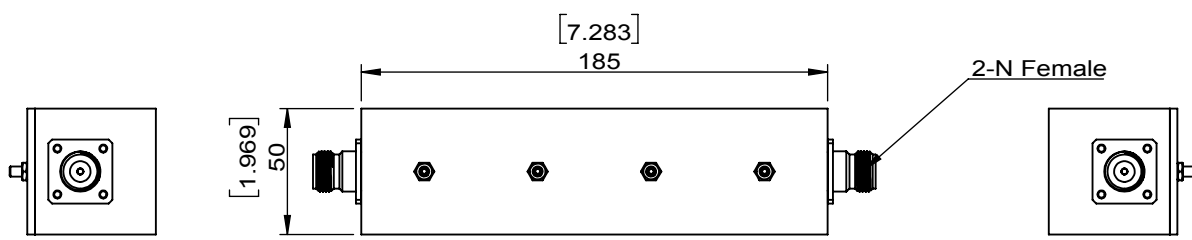
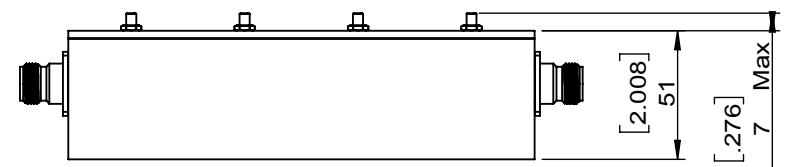
B

C

C

D

D



ITEM	SPECIFICATIONS
Center Frequency(MHz)	470 ~ 490 490 ~ 510 510 ~ 540 540 ~ 570 570 ~ 600 600 ~ 640 640 ~ 680 680 ~ 720 720 ~ 770 770 ~ 820 820 ~ 862
Band (MHz)	8
Insertion Loss(dB)	1.2 Max
Return Loss(dB)	18 Min
Power(W)	10
Temperature(°C)	-40~+65
Connector	N Female
Notes	4 Pole
	P/N B1=470 ~ 490MHz

JQL
JQL Electronic Inc

MATERIAL:	JFCB-UHF-B1,JFCB-UHF-B2, JFCB-UHF-B3,JFCB-UHF-B4, JFCB-UHF-B5,JFCB-UHF-B6, JFCB-UHF-B7,JFCB-UHF-B8, JFCB-UHF-B9,JFCB-UHF-B10, JFCB-UHF-B11
SURFACE TREATMENT: Painted Black	
DESCRIPTION: Filter	

DWG BY:	YL.Chen	04.28.2018	SCALE
CHK'D BY:			
APPV'D BY:			1:4
Unit: mm[inch]	Tolerance: Liner: ±0.25 Anguar: ±0.5°	The First:	A4



This document is the property of JQL Electronic Inc. It cannot be copied, duplicated, used for manufacturing purposes or communicated to third party as a whole or partly, without the written consent of JQL Electronic Inc.