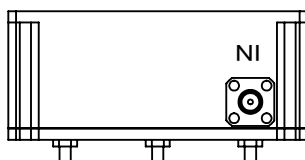
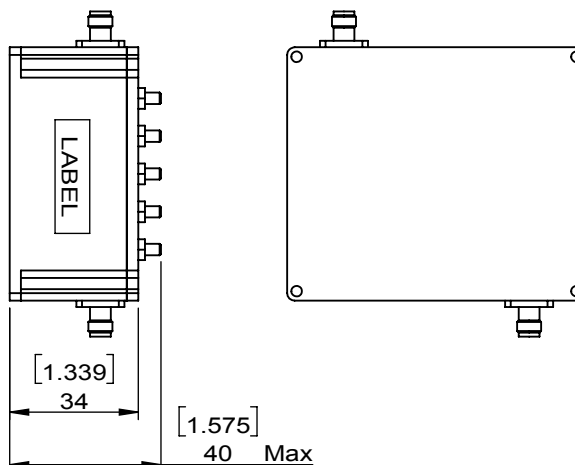
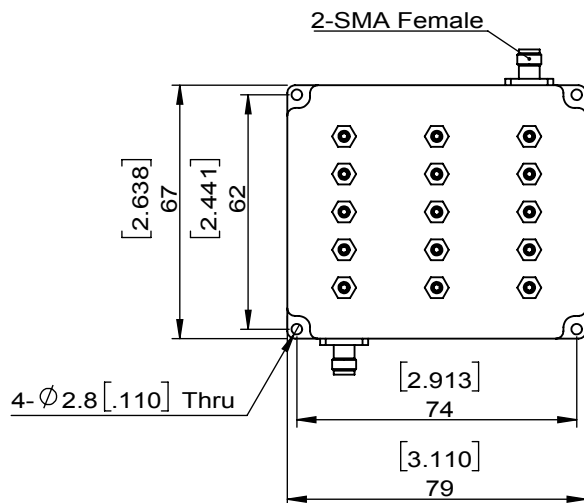
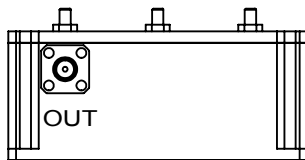


1		2		3		4		5		6	
Document No.	QR4-700-T-003	REV.	DESCRIPTION	REVISER	DATE	APPROVED					
REV.	A/0	0		YL.Chen	07.16.2018	HC.Qiu					



ITEM	SPECIFICATIONS
Passband(MHz)	1000 ~ 1700
Insertion Loss(dB)	0.5 Max
Return Loss(dB)	15.6 Min
Impedance(Ω)	50
Rejection(dBc)	40 Min@DC to 900MHz 40 Min@1800 to 3200MHz
Power Rating(W)	10
Phase matching	± 5° for set of 2 items
Temperature(°C)	-50~+55
Connectors	SMA Female
RoHS	Comply
Notes	

JQL JQL Electronic Inc				
MATERIAL:		DWG NO:		
Sliver Plated		JFCB1000T1700SF		
SURFACE TREATMENT:		DWG BY:	YL.Chen	07.16.2018
Sliver Plated		CHK'D BY:		SCALE
DESCRIPTION:		APPV'D BY:		1:2
Filter		Unit:	Tolerance:	The First:
		mm[inch]	Liner: ±0.25	
			Anguar: ±0.5°	A4



This document is the property of JQL Electronic Inc. It cannot be copied, duplicated, used for manufacturing purposes or communicated to third party as a whole or partly, without the written consent of JQL Electronic Inc.