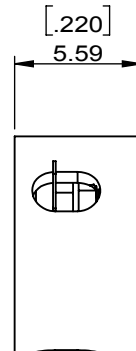
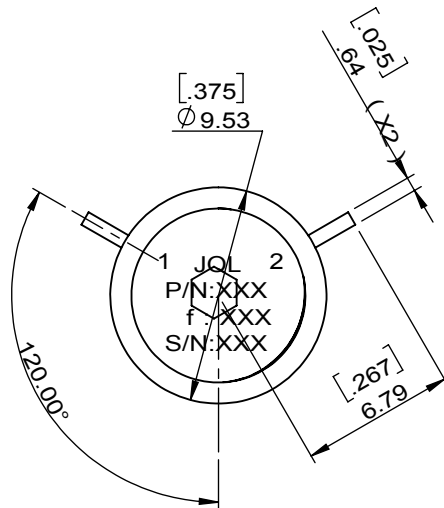
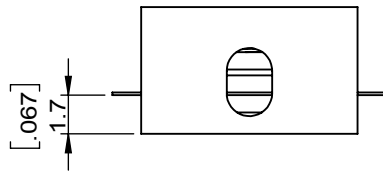
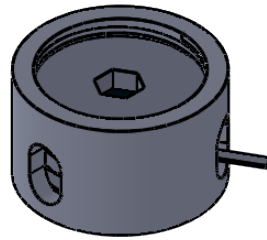


1		2		3		4		5		6			
Document No.	QR4-700-T-003	REV.	A/0	REV.	0	DESCRIPTION		REVISOR	Hu.Jiang	DATE	07.13.2018	APPROVED	CH.Qiu



SPECIFICATIONS	
Part's Number	JIM9800T10K8H0
Frequency(GHz)	9.800~10.800
Direction	CW
Insertion Loss(dB)MAX	0.4
Isolation(dB)MIN	20.0
Return Loss(dB)MIN	20.0
3rd IMD(dBc)MAX	-
Power FWD/REV/PK(Watt)	5/0.5/-
Operating Temperature(°C)	-40~+85
Storage Temperature(°C)	-
2nd/3rd Harmonic(dBc)	-
Termination/Attenuator(Watt/dB)	-
Tab(W×LG×THK)(mm[Inch])	0.635[0.025]×2.0[0.079]×0.12[0.005]
Additional Notes	-

<b>JQL</b> JQL Electronic Inc				
<b>MATERIAL:</b> STEEL		<b>DWG NO:</b> JIM9800T10K8H0		
<b>SURFACE TREATMENT:</b> SILVER PLATING		DWG BY:	Hu.Jiang	07.13.2018
<b>DESCRIPTION:</b> SURFACE MOUNT ISOLATOR		CHK'D BY:		SCALE
		APP'V'D BY:		3:1
		Unit: mm[inch]	Tolerance: Liner: ±0.25 Anguar: ±0.5°	The First: 
				A4



This document is the property of JQL Electronic Inc. It cannot be copied, duplicated, used for manufacturing purposes or communicated to third party as a whole or partly, without the written consent of JQL Electronic Inc.