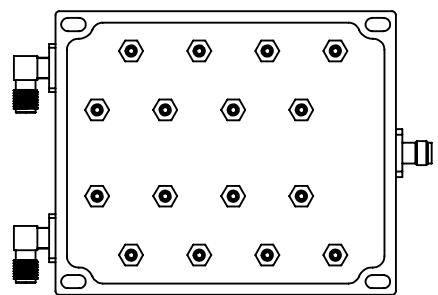
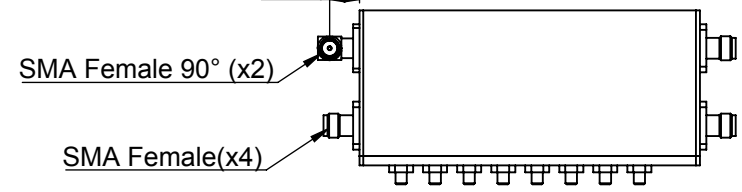
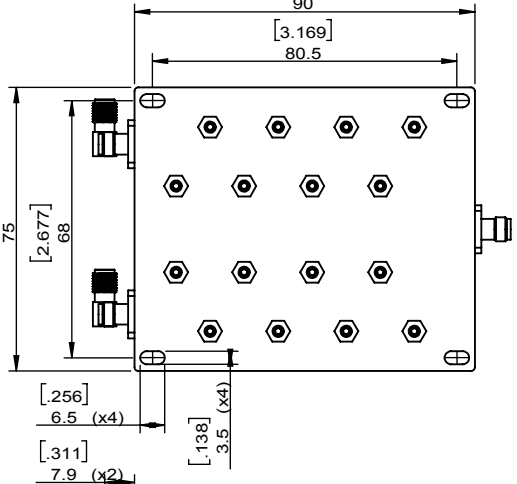
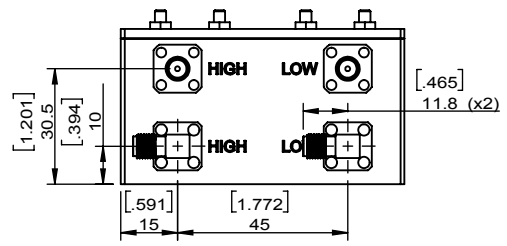
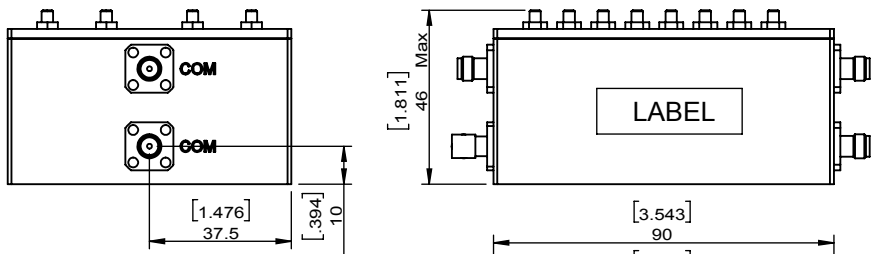


1		2		3		4		5		6	
Document No.	QR4-700-T-003					REV.	DESCRIPTION	REVISER	DATE	APPROVED	
REV.	A/0					0		YL.Chen	12.07.2018	HC.Qiu	



ITEM	SPECIFICATIONS	
Frequency Band(GHz)	Low Filters	High Filters
	14.4 ~ 14.83	15.15 ~ 15.35
Insertion Loss(dB)	1.5 Max	
Return Loss(dB)	18 Min	
Rejection(dB)	80 Min@0 ~ 14.15GHz	60 Min@0 ~ 14.15GHz
	105 Min@15.15 ~ 15.35GHz	105 Min@14.4 ~ 14.83GHz
	80 Min@15.35 ~ 18GHz	60 Min@15.65 ~ 18GHz
Power Handling(W)	50 Min	
Shock Impulse	20g, 11 ms.	
Shock Sustained	Test level 2, Type R.	
Vibration	Cat. U2 curve F, F1. Cat. S curve M	
Temperature(°C)	-85~+85	
Connectors	SMA Female	
Notes		

<b>JQL JQL Electronic Inc</b>			
<b>MATERIAL:</b>		DWG NO: JFCD14K4T15K3SF	
<b>SURFACE TREATMENT:</b> Silver Plating		DWG BY: YL.Chen	12.07.2018
<b>DESCRIPTION:</b> Duplexer		CHK'D BY:	SCALE
		APPV'D BY:	1:3
Unit: mm[inch]	Tolerance: Liner: ±0.25	The First:	A4
	Anquar: ±0.5°		



This document is the property of JQL Electronic Inc. It cannot be copied, duplicated, used for manufacturing purposes or communicated to third party as a whole or partly, without the written consent of JQL Electronic Inc.