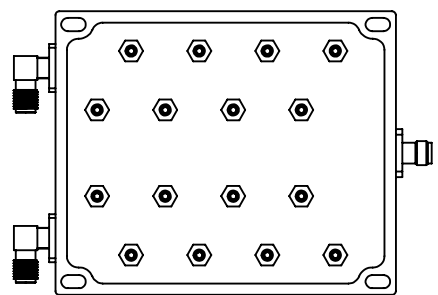
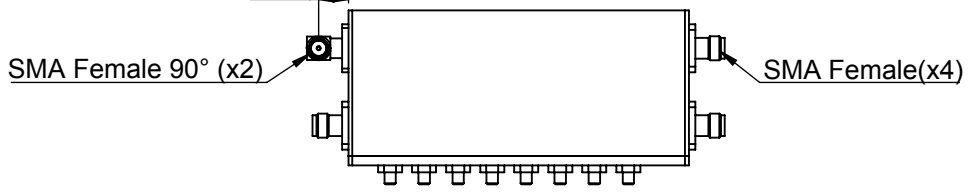
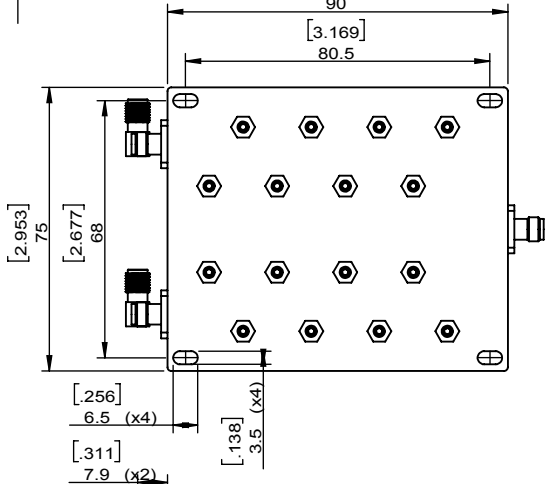
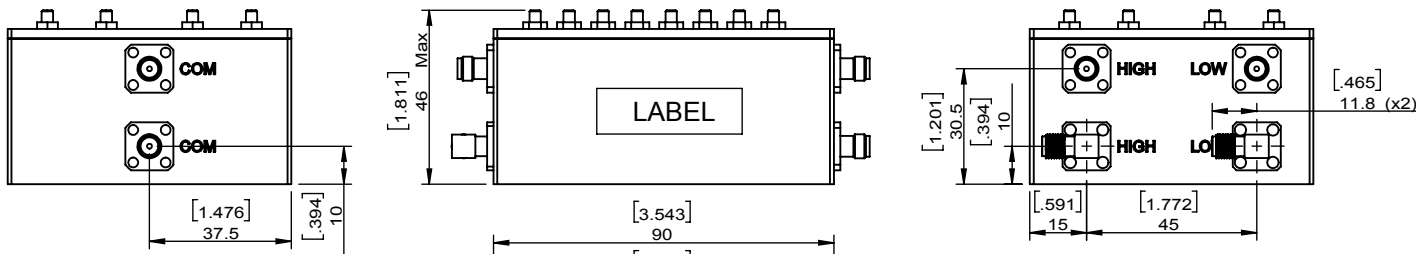


1		2		3		4		5		6	
Document No.	QR4-700-T-003	REV.	A/0	REV.	DESCRIPTION	REVISER	DATE	APPROVED			
REV.	A/0	0		YL.Chen	12.07.2018	HC.Qiu					



ITEM	SPECIFICATIONS	
	Low Filters	High Filters
Frequency Band(GHz)	4.4 ~ 4.9	5.25 ~ 5.85
Return Loss(dB)	18 Min	
Isolation(dB)	80 Min	
Insertion Loss(dB)	0.5 Max	
Rejection(dB)	40 Min @ 0 ~ 4.2GHz 88 Min @ 5.25 ~ 5.85GHz 40 Min @ 5.85 ~ 18GHz	40 Min @ 0 ~ 4.4GHz 88 Min @ 4.4 ~ 4.9GHz 40 Min @ 6.05 ~ 18GHz
Power Handling(W)	50 Min	
Shock Impulse	20g, 11 ms.	
Shock Sustained	Test level 2, Type R.	
Vibration	Cat. U2 curve F, F1. Cat. S curve M	
Temperature(°C)	-85~+85	
Connectors	SMA Female	
Notes		

<b>JQL JQL Electronic Inc</b>			
<b>MATERIAL:</b>	DWG NO: JFCD4400T5850SF-B		
<b>SURFACE TREATMENT:</b>	DWG BY: YL.Chen	12.07.2018	SCALE
	CHK'D BY:		1:3
<b>DESCRIPTION:</b>	APPV'D BY:		
Duplexer	Unit: mm[inch]	Tolerance: Liner: ±0.25 Anquar: ±0.5°	The First:
			A4



This document is the property of JQL Electronic Inc. It cannot be copied, duplicated, used for manufacturing purposes or communicated to third party as a whole or partly, without the written consent of JQL Electronic Inc.