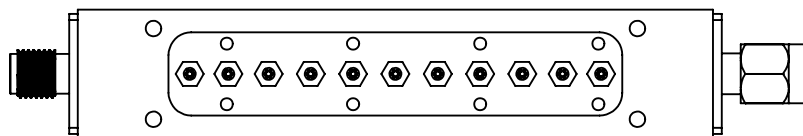
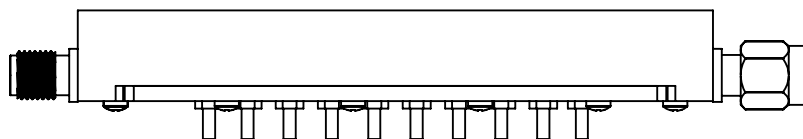
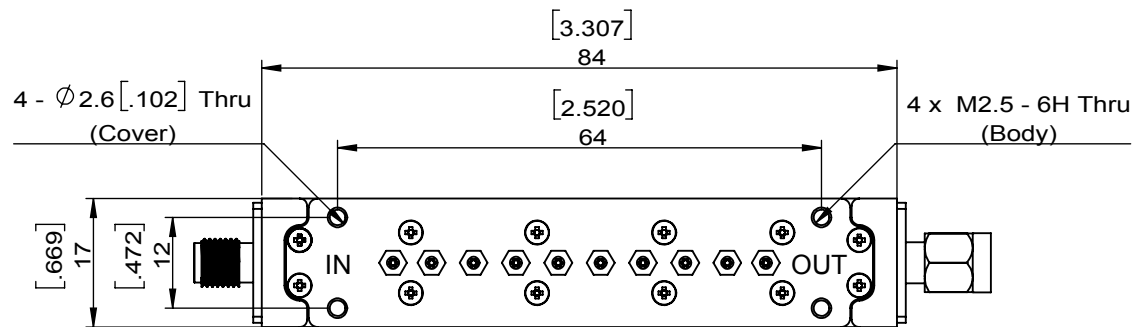
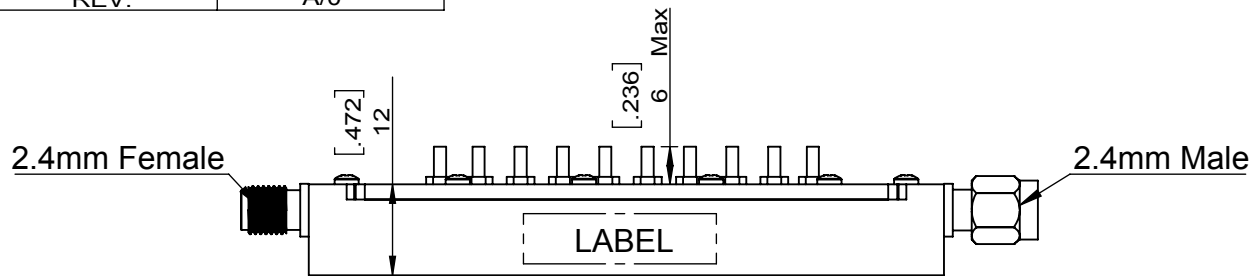


1		2		3		4		5		6	
Document No.	QR4-700-T-003	REV.	A/0	REV.	DESCRIPTION	REVISOR	DATE	APPROVED			
				0		YL.Chen	04.04.2019	HC.Qiu			



ITEM	SPECIFICATION
Frequency(MHz)	37450 ~ 42250
Insertion Loss(dB)	1.5 Max
Insertion Loss Variation(dB)	0.2 Max peak-peak in any 500 MHz interval 0.5 Max peak-peak in the range of 37500 - 42500 MHz
Return Loss(dB)	18 Min
Rejection(dB)	60 Min @ DC ~ 31500MHz 40 Min @ 31500 ~ 36000MHz 40 Min @ 44000 ~ 46000MHz 60 Min @ 46000 ~ 51000MHz
Impedance(Ω)	50
Group Delay Variation(ns)	2 Max peak-peak within any 250 MHz interval, in the range of 37500 - 42500 MHz
Temperature Range(°C)	-30~+70
Connector	Input : 2.4mm Female ; Output : 2.4mm Male
Notes	

JQL JQL Electronic Inc

MATERIAL:	DWG NO: JFCB37K5T42K6KF			
	SURFACE TREATMENT: Painted Black	DWG BY: YL.Chen	04.04.2019	SCALE
DESCRIPTION: Filter	CHK'D BY:			1:1
	APPV'D BY:			
	Unit: mm[inch]	Tolerance: Liner: ±0.25 Anguar: ±0.5°	The First:	A4