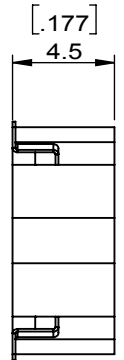
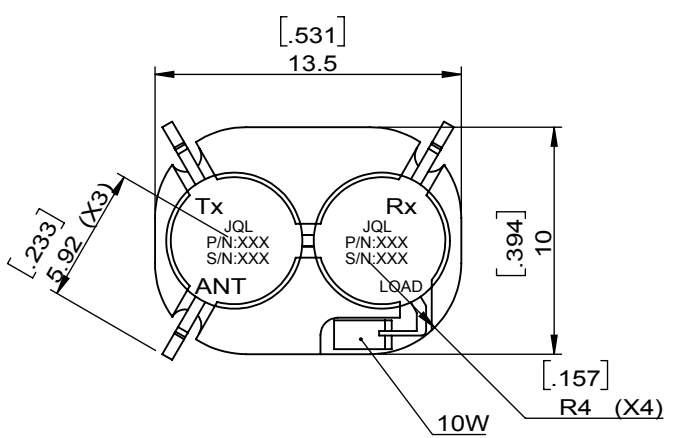
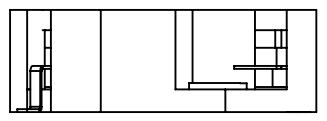
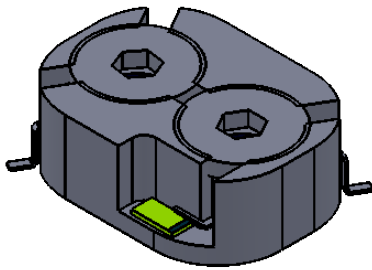
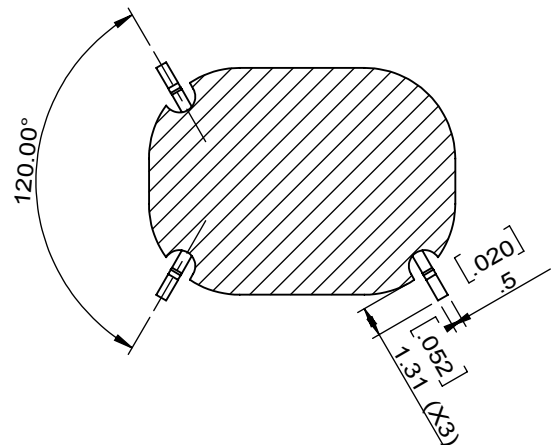


1		2		3		4		5		6			
Document No.	QR4-700-T-003	REV.	A/0	REV.	0	DESCRIPTION		REVISOR	Hu.Jiang	DATE	05.27.2019	APPROVED	HC.Qiu



SPECIFICATIONS	
Part's Number	JC2M8000T11K0G0
Frequency(GHz)	8.000~11.000
Direction	
Insertion Loss(dB)MAX	0.5@Tx - ANT 0.75@ANT-Rx
Isolation(dB)MIN	18.0
Return Loss(dB)MIN	18.0
3rd IMD(dBc)MAX	-
Power FWD/REV/PK(Watt)	5/5/-
Operating Temperature(°C)	-40~+85
Storage Temperature(°C)	-
2nd/3rd Harmonic(dBc)	-
Termination/Attenuator(Watt/dB)	10/-
Tab(W×LG×THK)(mm[Inch])	
Additional Notes	-

JQL JQL Electronic Inc				
MATERIAL: STEEL		DWG NO: JC2M8000T11K0G0		
SURFACE TREATMENT: SILVER PLANTING		DWG BY:	Hu.Jiang	05.27.2019
DESCRIPTION: SMT CIRCULATOR		CHK'D BY:		SCALE
		APPV'D BY:		3:1
Unit: mm[inch]	Tolerance: Liner: ±0.25 Anguar: ±0.5°	The First:		A4



This document is the property of JQL Electronic Inc. It cannot be copied, duplicated, used for manufacturing purposes or communicated to third party as a whole or partly, without the written consent of JQL Electronic Inc.