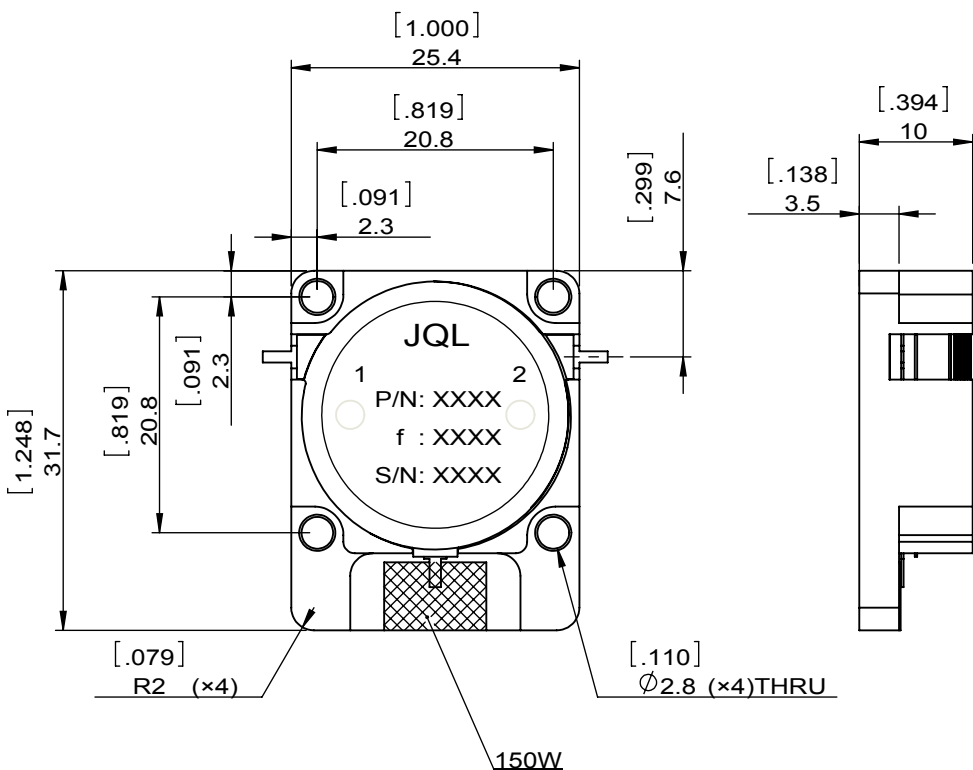
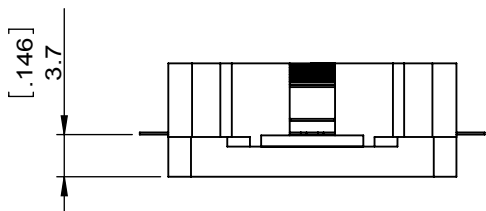
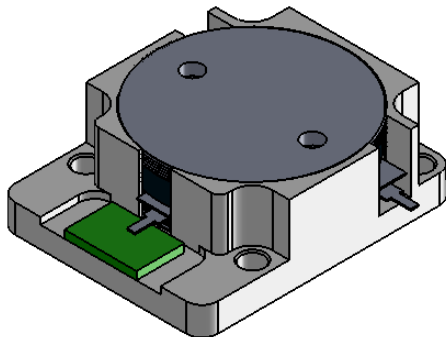


1		2		3		4		5		6	
Document No.	QR4-700-T-003					REV.	DESCRIPTION	REVISOR	DATE	APPROVED	
REV.	A/0					0		Hu.Jiang	09.12.2019	HC.Qiu	



SPECIFICATIONS	
Part's Number	JID0740T0820M10
Frequency(GHz)	0.740~0.820
Direction	CW
Insertion Loss(dB)MAX	0.3
Isolation(dB)MIN	23.0
Return Loss(dB)MIN	23.0
3rd IMD(dBc)MAX	-
Power FWD/REV/PK(Watt)	100/100/-
Operating Temperature(°C)	-20~85
Storage Temperature(°C)	-
2nd/3rd Harmonic(dBc)	-
Termination/Attenuator(Watt/dB)	150
Tab(W×LG×THK)(mm[Inch])	1[0.039]×2.5[0.098]×0.2[0.008]
Additional Notes	-

<b>JQL</b> JQL Electronic Inc				
<b>MATERIAL:</b> STEEL		<b>DWG NO:</b> JID0740T0820M10		
<b>SURFACE TREATMENT:</b> NICKEL PLATING		DWG BY:	Hu.Jiang	09.12.2019
<b>DESCRIPTION:</b> DROP-IN ISOLATOR		CHK'D BY:		SCALE
		APPV'D BY:		3:2
		Unit: mm[inch]	Tolerance: Liner: ±0.25 Anguar: ±0.5°	The First: 
				A4



This document is the property of JQL Electronic Inc. It cannot be copied, duplicated, used for manufacturing purposes or communicated to third party as a whole or partly, without the written consent of JQL Electronic Inc.