
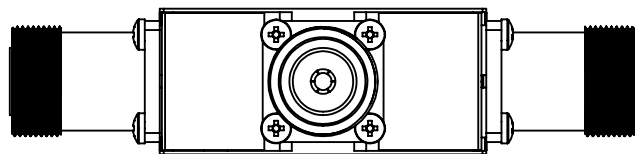
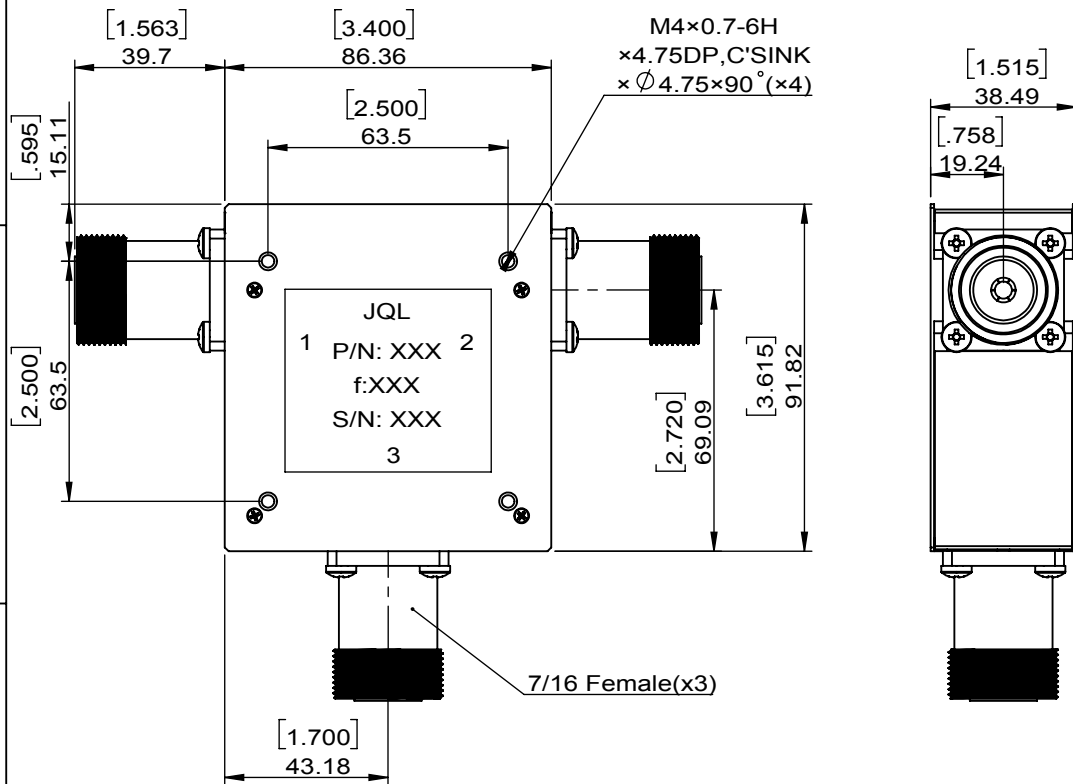


1		2		3		4		5		6			
Document No.	QR4-700-T-003	REV.	A/0	REV.	0	DESCRIPTION		REVISOR	Hu.Jiang	DATE	01.21.2020	APPROVED	HC.Qiu



SPECIFICATIONS	
Part's Number	JCC0160T0220N10P
Frequency(GHz)	0.160~0.220
Direction	CW
Insertion Loss(dB)MAX	0.75
Isolation(dB)MIN	18.0
Return Loss(dB)MIN	18.0
3rd IMD(dBc)MAX	-
Power FWD/REV/PK(Watt)	1000/-/-
Operating Temperature(°C)	+15~+35
Storage Temperature(°C)	-
2nd/3rd Harmonic(dBc)	-
Termination/Attenuator(Watt/dB)	-
Tab(W×LG×THK)(mm[Inch])	-
Additional Notes	



This document is the property of JQL Electronic Inc. It cannot be copied, duplicated, used for manufacturing purposes or communicated to third party as a whole or partly, without the written consent of JQL Electronic Inc.

JQL JQL Electronic Inc		500 Lake Cook Road, Suite 350 Deerfield, IL 60015, USA		Tel: 1(888)236-9828 Fax: 1(888)823-2902	
MATERIAL: STEEL		DWG NO: JCC0160T0220N10P			
SURFACE TREATMENT: NICKEL PLATING		DWG BY:	Hu.Jiang	01.21.2020	SACLE
DESCRIPTION: COAXIAL CIRCULATOR		CHK'D BY:			
		APPV'D BY:			1:2
		Unit: mm[inch]	Tolerance: Liner: ±0.25 Anguar: ±0.5°	The First:	A4