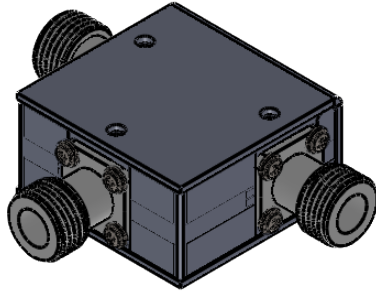
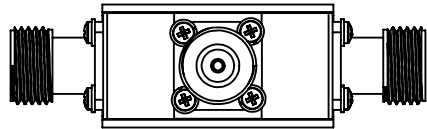
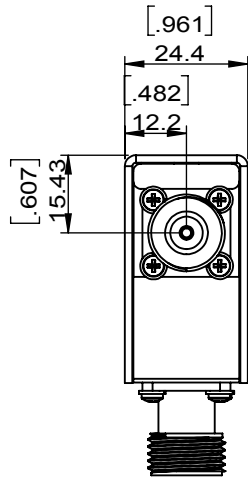
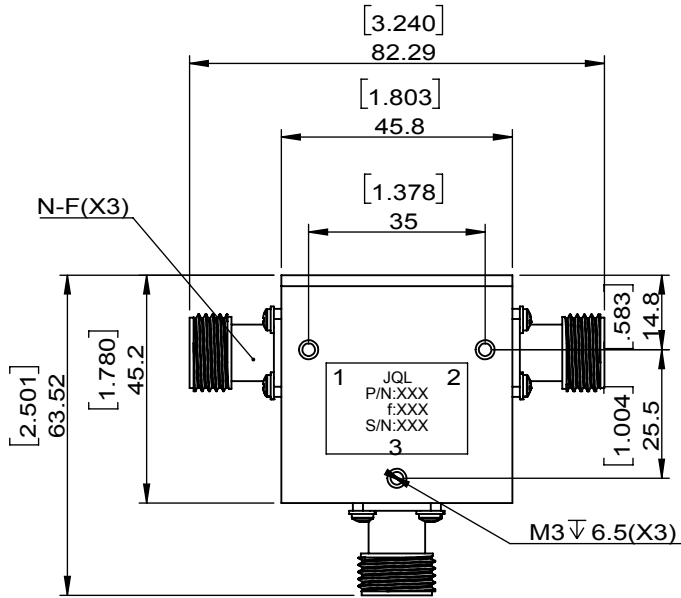


1		2		3		4		5		6	
Document No.	QR4-700-T-003	REV.	A/0	REV.	DESCRIPTION	REVISOR	DATE	APPROVED			
				0		Hu.Jiang	09.17.2019	HC.Qiu			



SPECIFICATIONS	
Part's Number	JCC4000T8000NF15
Frequency(GHz)	4.000~8.000
Direction	
Insertion Loss(dB)MAX	0.6
Isolation(dB)MIN	15.0
Return Loss(dB)MIN	15.0
3rd IMD(dBc)MAX	-
Power FWD/REV/PK(Watt)	150/150/150
Operating Temperature(°C)	-25~+75
Storage Temperature(°C)	-
2nd/3rd Harmonic(dBc)	-
Termination/Attenuator(Watt/dB)	-
Tab(W×LG×THK)(mm[Inch])	
Additional Notes	-



<b>JQL</b> JQL Electronic Inc				
<b>MATERIAL:</b>		<b>DWG NO:</b> JCC4000T8000NF15		
<b>SURFACE TREATMENT:</b> NICKEL PLATING		DWG BY:	Hu.Jiang	09.17.2019
<b>DESCRIPTION:</b> COAXIAL CIRCULATOR		CHK'D BY:		SCALE
		APPV'D BY:		2:3
		Unit: mm[inch]	Tolerance: Liner: ±0.25 Anguar: ±0.5°	The First: 
				A4



This document is the property of JQL Electronic Inc. It cannot be copied, duplicated, used for manufacturing purposes or communicated to third party as a whole or partly, without the written consent of JQL Electronic Inc.