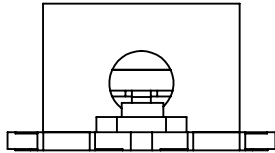
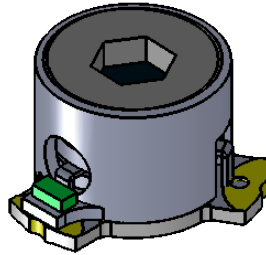
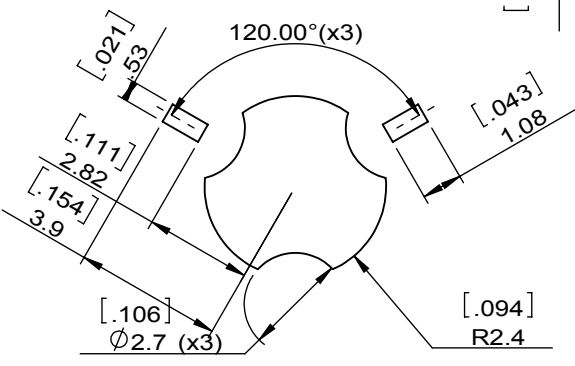
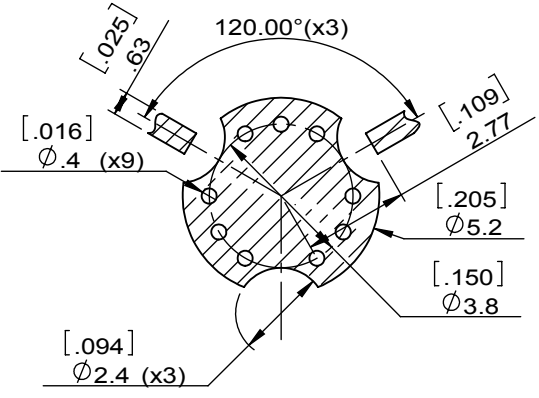
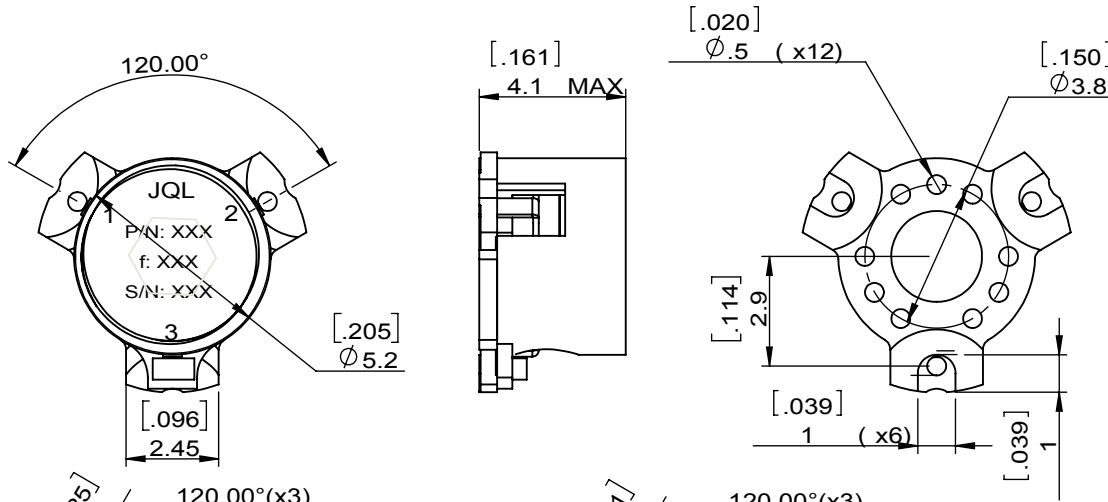


1		2		3		4		5		6	
Document No.	QR4-700-T-003	REV.	A/0	REV.	DESCRIPTION	REVISOR	DATE	APPROVED			
				0		Hu.Jiang	03.25.2020	HC.Qiu			



SPECIFICATIONS	
Part's Number	JIM27K0T30K0XM0
Frequency(GHz)	27.00~30.0
Direction	CW
Insertion Loss(dB)MAX	1.25
Isolation(dB)MIN	15.0
Return Loss(dB)MIN	15.0
3rd IMD(dBc)MAX	-
Power FWD/REV/PK(Watt)	1/0.5/-
Operating Temperature(°C)	-20~+75
Storage Temperature(°C)	-
2nd/3rd Harmonic(dBc)	-
Termination/Attenuator(Watt/dB)	2/-
Tab(W×LG×THK)(mm[Inch])	
Additional Notes	



Copper Pattern

Soldermask Pattern



This document is the property of JQL Electronic Inc. It cannot be copied, duplicated, used for manufacturing purposes or communicated to third party as a whole or partly, without the written consent of JQL Electronic Inc.

<b>JQL JQL Electronic Inc</b>				
<b>MATERIAL:</b> STEEL		<b>DWG NO:</b> JIM27K0T30K0XM0		
<b>SURFACE TREATMENT:</b> SILVER PLATING		DWG BY:	Hu.Jiang	03.25.2020
<b>DESCRIPTION:</b> SMT ISOLATOR		CHK'D BY:		SCALE
		APPV'D BY:		5:1
		Unit: mm[inch]	Tolerance: Liner: ±0.25 Anguar: ±0.5°	The First: 
				A4