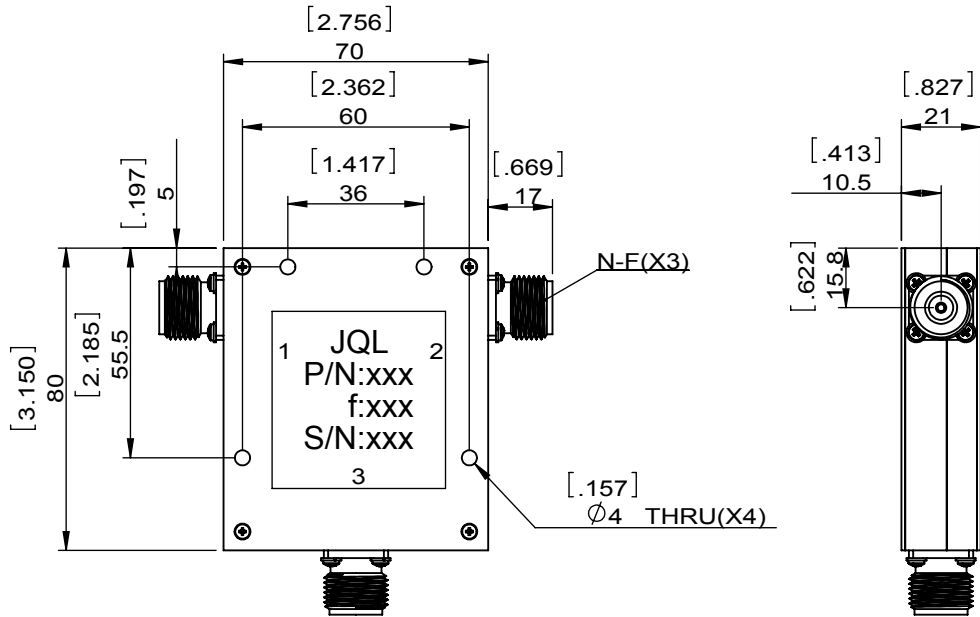

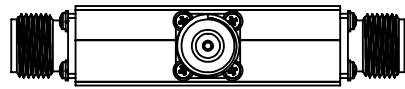


1		2		3		4		5		6	
Document No.	QR4-700-T-003	REV.	A/0	REV.	DESCRIPTION	REVISOR	DATE	APPROVED			
				0		Hu.Jiang	08.20.2020	HC.Qiu			



SPECIFICATIONS	
Part's Number	JCC1000T2000N25
Frequency(GHz)	1.000~2.000
Direction	
Insertion Loss(dB)MAX	0.65
Isolation(dB)MIN	16.0
Return Loss(dB)MIN	16.0
3rd IMD(dBc)MAX	-
Power FWD/REV/PK(Watt)	250/250/-
Operating Temperature(°C)	0~+60
Storage Temperature(°C)	-
2nd/3rd Harmonic(dBc)	-
Termination/Attenuator(Watt/dB)	--
Tab(W×LG×THK)(mm[Inch])	
Additional Notes	-

JQL JQL Technologies Corporation				
MATERIAL: Y15		DWG NO: JCC1000T2000N25		
SURFACE TREATMENT: NICKEL PLATING		DWG BY:	Hu.Jiang	08.20.2020
DESCRIPTION: COAXIAL CIRCULATOR		CHK'D BY:		SCALE
		APPV'D BY:		1:2
		Unit: mm[inch]	Tolerance: Liner: ±0.25 Anguar: ±0.5°	The First:
				A4



This document is the property of JQL Technologies Corporation. It cannot be copied, duplicated, used for manufacturing purposes or communicated to third party as a whole or partly, without the written consent of JQL Technologies Corporation.