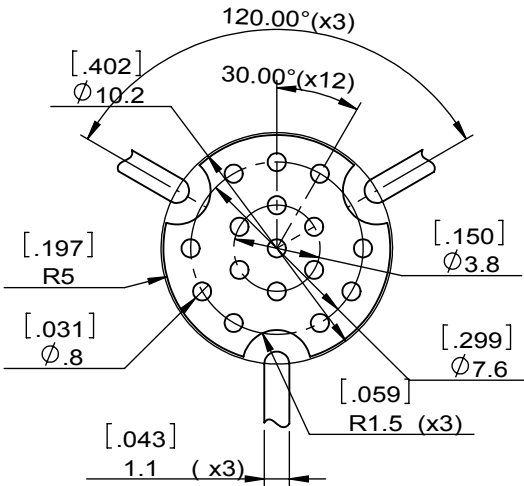
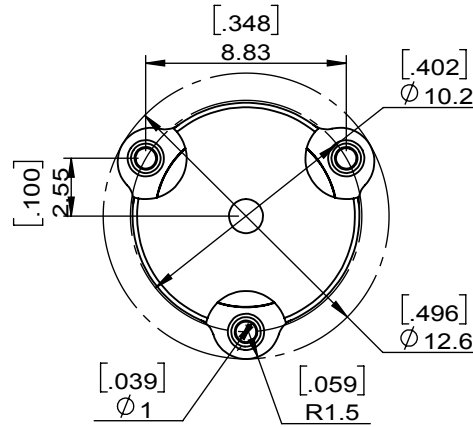
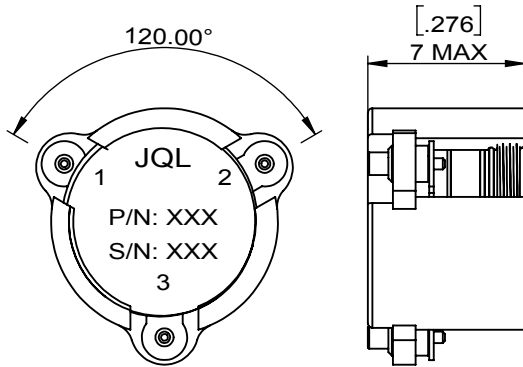
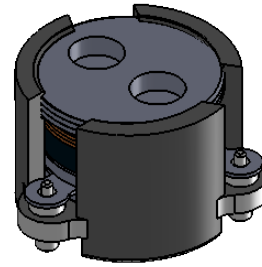
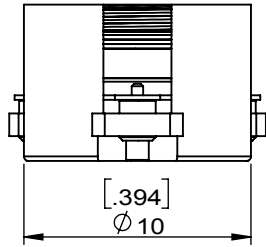
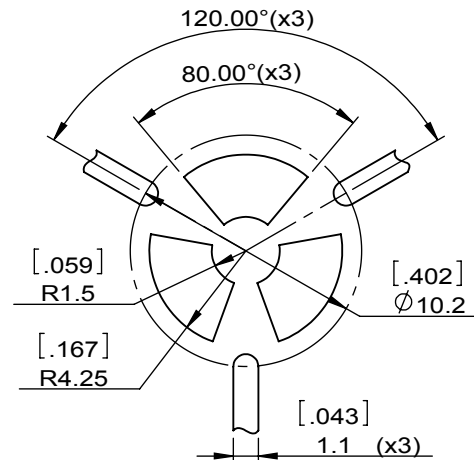


|              |               |
|--------------|---------------|
| 1            | 2             |
| Document No. | QR4-700-T-003 |
| REV.         | A/0           |

|      |             |          |            |          |
|------|-------------|----------|------------|----------|
| 4    | 5           | 6        |            |          |
| REV. | DESCRIPTION | REVISOR  | DATE       | APPROVED |
| 0    |             | Hu.Jiang | 10.30.2020 | HC.Qiu   |



Copper Pattern



Soldermask Pattern

| SPECIFICATIONS                  |                              |
|---------------------------------|------------------------------|
| Part's Number                   | JCM3400T4000PT1R             |
| Frequency(GHz)                  | 3.400~4.000                  |
| Direction                       | CW                           |
| Insertion Loss(dB)MAX           | 0.35@+25°C<br>0.4@-40~+95°C  |
| Isolation(dB)MIN                | 20.0@+25°C<br>18.0@-40~+95°C |
| Return Loss(dB)MIN              | 20.0@+25°C<br>18.0@-40~+95°C |
| 3rd IMD(dBc)MAX                 | -                            |
| Power FWD/REV/PK(Watt)          | 10/10/-                      |
| Operating Temperature(°C)       | -40~+85                      |
| Storage Temperature(°C)         |                              |
| 2nd/3rd Harmonic(dBc)           |                              |
| Termination/Attenuator(Watt/dB) |                              |
| Tab(W×LG×THK)(mm[Inch])         |                              |
| Additional Notes                |                              |

|   |  |                                    |   |                |
|---|--|------------------------------------|---|----------------|
| <b>JQL JQL Technologies Corporation</b>     |  |                                    |   |                |
| <b>MATERIAL:</b><br>STEEL                   |  | <b>DWG NO:</b><br>JCM3400T4000PT1R |   |                |
| <b>SURFACE TREATMENT:</b><br>SILVER PLATING |  | DWG BY:                            | Hu.Jiang                                    | 10.30.2020     |
| <b>DESCRIPTION:</b><br>SMT CIRCULATOR       |  | CHK'D BY:                          |   | SCALE          |
|   |  | APPV'D BY:                         |   | 3:1            |
|   |  | Unit:<br>mm[inch]                  | Tolerance:<br>Liner: ±0.25<br>Anguar: ±0.5° | The First:<br> |
|   |  |                                    |   | A4             |



This document is the property of JQL Technologies Corporation. It cannot be copied, duplicated, used for manufacturing purposes or communicated to third party as a whole or partly, without the written consent of JQL Technologies Corporation.