
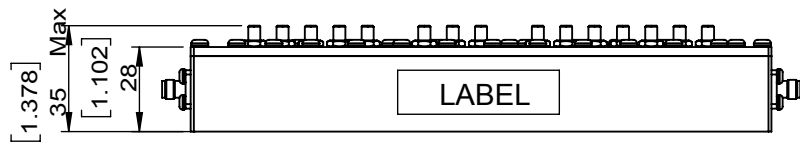



1		2		3		4		5		6	
Document No.		QR4-700-T-003		REV.		DESCRIPTION		REVISER		DATE	
REV.		A/0		0				YL.Chen		05.23.2022	
								HC.Qiu		APPROVED	



ITEM	SPECIFICATIONS
Frequency(MHz)	2200~2400
Insertion Loss(dB)	0.6 Max
Return Loss(dB)	16 Min
Rejection(dB)	60 Min@DC ~ 1900MHz 40 Min@2180MHz 40 Min@2420MHz 60 Min@2700 ~ 5000MHz 20 Min@9000 ~ 10000MHz
Phase Maching	±5° for set of 4 filters
Impedance(Ω)	50
Input Power(W)	10 Max
Temperature(°C)	-10~+50
Connector	SMA Female
Notes	

JQL JQL Technologies Corporation				
MATERIAL:		DWG NO: JFCB2200T2400SF-A		
SURFACE TREATMENT: Silver Plating		DWG BY:	YL.Chen	05.23.2022
DESCRIPTION: Filter		CHK'D BY:		SCALE
		APPV'D BY:		1:2.5
		Unit: mm[inch]	Tolerance: Liner: ±0.25 Anguar: ±0.5°	The First:
				A4



This document is the property of JQL Electronic Inc. It cannot be copied, duplicated, used for manufacturing purposes or communicated to third party as a whole or partly, without the written consent of JQL Electronic Inc.