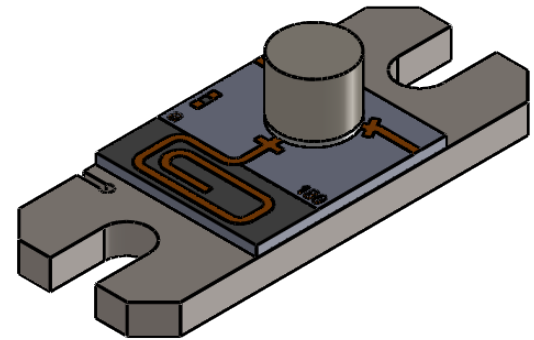
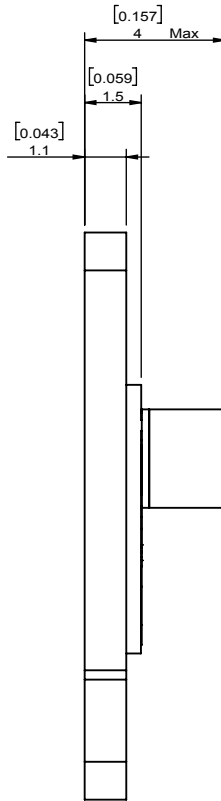
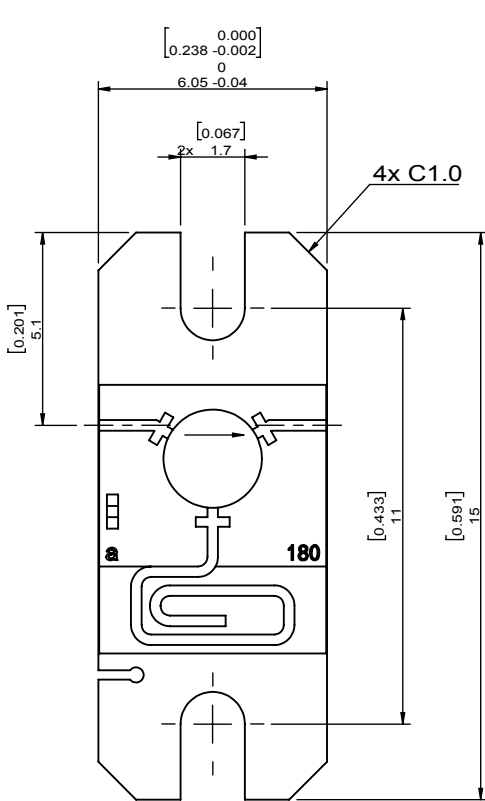


| | | | | | | | | | | | | | |
|--------------|---------------|------|-----|------|---|-------------|--|---------|-----|------|------------|----------|--------|
| 1 | | 2 | | 3 | | 4 | | 5 | | 6 | | | |
| Document No. | QR4-700-T-003 | REV. | A/0 | REV. | 0 | DESCRIPTION | | REVISOR | X.S | DATE | 09.14.2022 | APPROVED | HC.Qiu |



| ITEM | SPEC |
|---------------------------|---------------|
| Frequency Rang(GHz) | 17.000~19.000 |
| Direction | CW |
| Insertion Loss(dB) | 0.9 Max |
| Return Loss(dB) | 16.6 Min |
| Isolation(dB) | 17 Min |
| Power(W) | 4 |
| Operating Temperature(°C) | -20~+70 |
| Additional Notes | - |

Notes:

1. Plating: Gold. RoHS and REACH compliant.
2. Humidity 5 to 95% non-condensing.
4. Max temperature during welding process: +350°C @ 25 msec.



This document is the property of JQL Technologies Corporation. It cannot be copied, duplicated, used for manufacturing purposes or communicated to third party as a whole or partly, without the written consent of JQL Technologies Corporation.

JQL JQL Technologies Corporation

| | | | | |
|--|--|---|------------|-------|
| MATERIAL: - | DWG NO: 2IMC-18-2BW11.11W3FM | | | |
| SURFACE TREATMENT: - | DWG BY: | X.S | 09.14.2022 | SCALE |
| | CHK'D BY: | | | |
| DESCRIPTION: MICROSTRIP ISOLATOR | APPV'D BY: | | | 3:1 |
| | Unit: mm[inch] | Tolerance: Liner: ±0.09 Anguar: ±0.5° | The First: | A4 |
| | | | | |