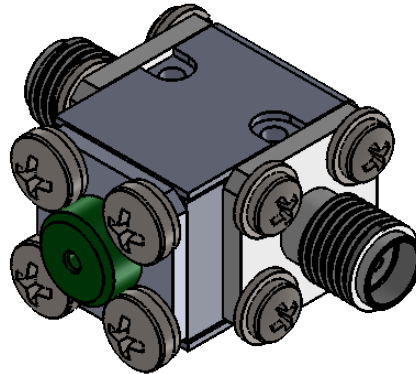
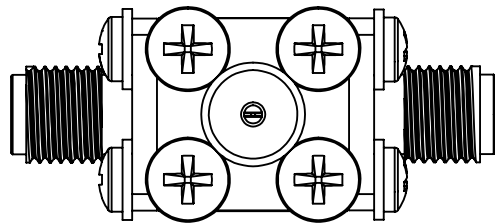
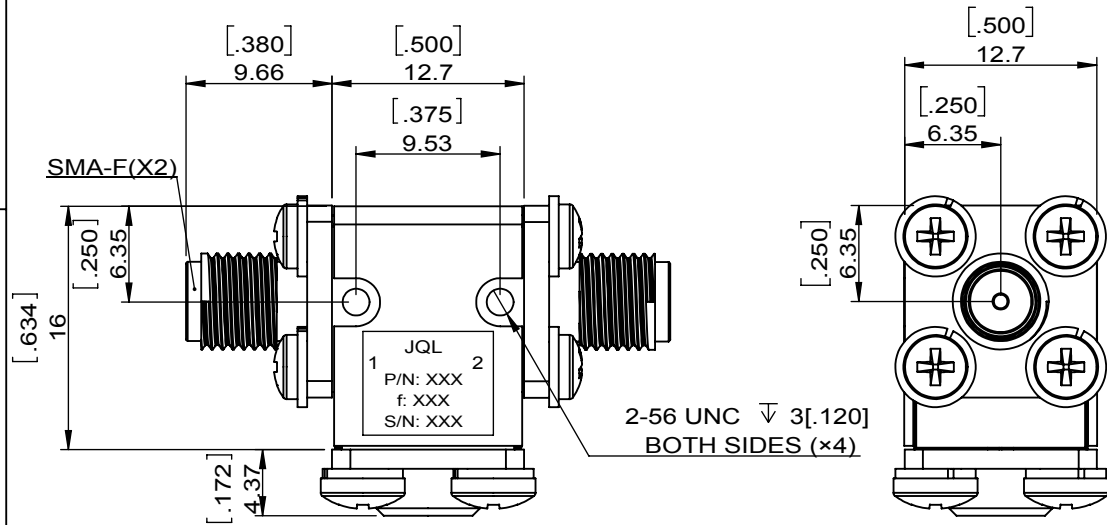


1		2		3		4		5		6	
Document No.	QR4-700-T-003	REV.	A/0	REV.	DESCRIPTION	REVISOR	DATE	APPROVED			
				0		J.Z	10.18.2022	HC.Qiu			



SPECIFICATIONS	
Part's Number	JIC17K3T18K4S0
Frequency(GHz)	17.300~18.400
Direction	-
Insertion Loss(dB)MAX	0.40
Isolation(dB)MIN	20.0
Return Loss(dB)MIN	20.0
3rd IMD(dBc)MAX	-
Power FWD/REV/PK(Watt)	5/5/-
Operating Temperature(°C)	-30~+75
Storage Temperature(°C)	-
2nd/3rd Harmonic(dBc)	-
Termination/Attenuator(Watt/dB)	10/-
Tab(W×LG×THK)(mm[Inch])	-
Additional Notes	-



This document is the property of JQL Technologies Corporation. It cannot be copied, duplicated, used for manufacturing purposes or communicated to third party as a whole or partly, without the written consent of JQL Technologies Corporation.

JQL JQL Technologies Corporation				
MATERIAL: STEEL		DWG NO: JIC17K3T18K4S0		
SURFACE TREATMENT: NICKEL PLATING		DWG BY:	J.Z	10.18.2022
DESCRIPTION: COAXIAL ISOLATOR		CHK'D BY:		SCALE
		APPV'D BY:		1:1
Unit: mm[inch]	Tolerance: Liner: ±0.25 Anguar: ±0.5°	The First:		A4